


**2018**

**Muskegon County Horse  
Developmental**

**Muskegon**



**County**

**HORSE RULES & REGULATIONS**

## Table of Contents

INTRODUCTION, OBJECTIVES, 4-H.....	2-3
4-H MEMBERS & LEADERS.....	3
CLUBS, PLEDGE .....	4
MOTTO .....	4-5
GUIDELINES FOR CLUBS .....	5
HORSE & PONY RULES.....	6-12
CLASSES SECTION.....	12-14
IN-HAND .....	14-15
POINT SHOW .....	15-17
VERSATILITY.....	17-18
GYMKHANA.....	18-20
SNAFFLE BIT RULES .....	21
POINTED CLASSES .....	22
ENGLISH DRESSAGE PATTERNS.....	23-24
WESTERN DRESSAGE PATTERNS .....	25-26
WESTERN RIDING.....	27
REINING PATTERN 1 .....	28
REINING PATTERN 2 .....	29
CLOVERBUDS .....	30
PROUD EQUESTRIAN PROGRAM .....	31
DEADLINES .....	32
HORSE DEVELOPMENTAL CONSTITUTION .....	33-35
MCFA HORSE COMMITTEE CONSTITUTION .....	35-37
NOTEBOOK REQUIREMENTS.....	38
COMMITTEES.....	38

**REVISED 12/01/2017**

## **INTRODUCTION**

This publication was developed to provide a convenient reference source for all 4-H leaders, members and other interested persons. Updated material will be sent periodically to keep this manual current. We strongly advise all interested persons to attend the Muskegon County 4-H Horse Developmental and MCFA committee meetings and keep informed of current happenings and/or changes in policy. Meetings are held at the fairgrounds office on the second Wednesday of each month. 4-H Leaders Council Meetings are held the second Monday of each month.

These Guidelines will be posted on the Muskegon County Fair Association & 4-H websites. Additional copies may be purchased. Anyone who wishes to purchase a copy should contact the Muskegon County MSU Extension office, 97 E. Apple Avenue, Muskegon MI 49442, Program Coordinator's direct line 231-724-4739.

## **OBJECTIVES OF THE 4-H HORSE AND PONY PROJECT**

To develop leadership, initiative, self-reliance, sportsmanship and other desirable traits of character.

To experience the pride and responsibility of owning a horse or pony and to learn care, feeding, management and health of the animal.

To promote greater love for animals and to establish a humane attitude towards them.

To learn safety precautions to prevent injury to themselves, others and to their mounts.

To learn skills in horsemanship and an understanding of the horse business of breeding, raising, and training of horse and ponies.

To appreciate horseback riding as a healthy and wholesome form of recreation as well as an appreciation of our conservation and natural resources.

To be better prepared for citizenship responsibilities through working in groups and supporting community horse projects and activities.

## **ABOUT 4-H IN MUSKEGON COUNTY**

4-H is an educational, exciting and fun-filled organization for youth. 4-H is open to all regardless of race, color, national origin, or place of residence. 4-H involves youth from all backgrounds – urban, suburban, and rural.

4-H is sponsored throughout Michigan by the Michigan State University

Cooperative Extension Service. Nationally, 4-H is part of the Extension Service of the U. S. Department of Agriculture. 4-H is supported in Muskegon County, in part, through your County Commissioners.

The “H’s” in 4-H stand for Head, Heart, Hands, and Health. Through their 4-H projects, members learn how to strengthen these personal attributes.

The official 4-H emblem is a green four-leaf clover with a white “H” on each clover leaf. The official 4-H motto is “To Make the Best Better”.

### **4-H MEMBERS**

Muskegon young people like 4-H because it allows them to learn new skills and have fun at the same time. They have an opportunity to get together with others at meetings, activities, tours, trips, camps, and fairs. 4-H’ers can even design their own projects to meet their particular needs and interests. See guidelines for Muskegon County 4-H Clubs.

Young people can join 4-H by contacting the Muskegon County Extension Office or a local 4-H leader to see if there is room in a club nearby. If not, several interested youth along with an adult or two may start a new 4-H Club.

### **4-H LEADERS**

4-H leaders are volunteers who work with a group of 4-H members. Some leaders possess a particular skill or expertise and others volunteer because they like to work with and help youth. All leaders must complete an application form, a criminal history check, have an interview with office personnel and must sign an agreement form. New leaders must also attend an orientation meeting with 4-H staff.

4-H leaders are usually interested adults, but older 4-H members can volunteer to become “teen leaders”. Under the guidance of an adult, these teen leaders help other members and the club as it grows and develops. At the same time, they acquire leadership abilities themselves.

To help volunteers become good 4-H leaders, a variety of materials and training sessions are available. A leader’s biggest resource is the Muskegon County Extension Service. They also can give you names of other experienced 4-H leaders whom you can call if you have any questions. See “Guidelines for Muskegon County 4-H Clubs.”

## **4-H CLUBS**

If you are interested in starting your own 4-H club, contact your Extension Office for information. You will need several interested young people and one or two adult volunteers. You can publicize your club through local schools or any place where young people and their parents can be reached.

At your first 4-H meeting, spend some time getting acquainted. Also talk about possible horse/pony projects the members might like to become involved in. Members must enroll in at least one 4-H project to participate. Finally, decide how often and where the group will meet.

At the second or third meeting, it is a good idea to elect officers. In addition to enabling your club to run more smoothly, holding an office allows young people to gain leadership skills. Your County Extension Office has the material to help your members carry out their leadership roles.

How often a club meets depends on the member's needs and enthusiasm. Some clubs meet every week, others meet once a month.

Determining a meeting place for a club also depends on the members' needs. Usually, any place large enough and convenient to the members is suitable. Many clubs meet in members and leaders homes. Others meet at schools, churches or community centers.

There is a state fee of \$10 that is due annually, required of 4-H members. Some local clubs do charge dues or hold money-making activities to raise funds for club events. No member should be excluded from participating in 4-H activities because he/she is unable to pay club dues.

### **The 4-H Pledge:**

I pledge my Head to clearer thinking  
My Heart to greater loyalty  
My Hands to larger service,  
And my Health to better living,  
For my Club, my Community, my Country, and my World.

**The 4-H Motto:** To Make the Best Better

### **4-H Sportsmanship Motto:**

Keep your head when you win and your heart when you lose.

### **GUIDELINES FOR MUSKEGON COUNTY 4-H CLUBS**

1. A club must have members from more than one nuclear family.
2. A club must have a minimum of 5 youth members under the age of 19.
3. A club member must attend a minimum of 6 meetings per program year, September 1 to August 31. It is recommended that clubs meet at least once a month or more. It is also required that each club turn in a copy of their meeting minutes and attendance record from at least 6 meetings and a copy of each club's insurance to the 4-H office.
4. Each club is strongly urged to send a representative to the Muskegon County 4-H Leaders Council meetings and 6 times per year to Council meetings to be eligible for county awards (given at the Year-End Banquet). (See additional rules)
5. Each club must be registered with the 4-H Youth Program of the Michigan State University Extension Service by December 14 of the program year beginning September 1. Leaders and members register by completing a 4-H online Enrollment form.
6. Each club must designate an organizational leader. All new leaders (both organizational and project) must attend an orientation meeting with 4-H staff.

### **ADDITIONAL HORSE CLUB RULES**

1. Age eligibility of an exhibitor: Minimum age of 9 years. Age of the exhibitor for the Muskegon County Youth Fair will be determined as of January 1<sup>st</sup> the current year of Fair.
2. Cloverbuds: The horse project Cloverbud classes are open to youth 5 to 8 years of age as an educational experience. See Cloverbud rules.
3. Each club is allowed one voting delegate for voting purposes, at the Developmental meetings. The delegate must be present to vote.
4. Each club must participate in at least one (1) moneymaking project sponsored by either the Council or MCFA Horse Committee/Developmental Committee to be eligible for Fair.

## 4-H HORSE/PONY PROJECT RULES

All rule changes must be submitted in writing by October's Horse Developmental meeting. The rule changes will be discussed at October's Horse Developmental meeting. The changes will be voted on at the November's Horse Developmental meeting.

1. All exhibits must be entered in the name of the exhibitor. Violation of this rule will forfeit all awards won by these exhibits.
2. All Horse/Pony projects must be shown by the exhibitor.
3. An exhibitor may not receive more than one award in any one class.
4. Projects exhibited in another county are eligible for the Muskegon County Fair; however, premiums may only be accepted from one county.
5. Exhibitors will assume all risks for their exhibits. Every precaution will be taken to ensure safety and protection, but no responsibility for loss, accidents, or damage will be assumed by any employee, officers, group, or organization.
6. All classes must be listed on an Exhibitor Sheet entry form, and must be turned in to the MCFA Horse Committee at the May meeting. NO FAXES WILL BE ACCEPTED.
7. Registration fee per member (\$25) and Cloverbud (\$10) must be turned in to the Club Leader by May 1st. A leader is to turn fees into MCFA Horse Committee treasurer no later than the May leader's meeting. (One check per club please).
8. No exhibits other than those provided for in the Exhibitor Sheet list will be accepted.
9. PREMIUM CHECK CASHING DEADLINE: Absolute deadline for cashing check will be 90 days from date of check issue. All checks not cashed within 90 days of issuance will be cancelled. All checks will be mailed AS SOON AS POSSIBLE after the Fair (Both Youth Division and Open Division). Checks may be contested within 30 days from date of check. Premium checks will be awarded only when there is *sufficient funding*. Refer to the current year Official Muskegon County Fair Book.
10. The purpose of this Fair is to recognize and reward quality. For this reason, the judges are instructed to award, regardless of competition, such a premium or no premium as the exhibit may deserve. **PREMIUMS ARE NOT TO BE PAID FOR INFERIOR OR**

MEDIOCRE EXHIBITS EVEN IF THEY HAVE NO COMPETITION.

11. Ribbons and rosettes will be awarded for all classifications and places. They are listed for each class unless otherwise specified. Championship classes **MUST** have competition. If there is no competition, judges may use their discretion in awarding trophies.
12. **RIBBONS WILL NOT BE REPLACED.** Once a ribbon is rewarded, it becomes the responsibility of the recipient.
13. Youth are their own best exhibit. Youth must conduct themselves properly at all times or may forfeit all premiums (when awarded), rights, and privileges.
14. **NO DOGS ALLOWED IN THE BARN.**
15. All show areas must be cleaned up to the satisfaction of the Fair Superintendents or the premium (when awarded) may be forfeited.
16. Coggins test is required at county level, per state guidelines and required at the State Horse Show. Due with Registration at **MAY** meeting.
17. Horses must be checked in by Barn Superintendent or delegate. In case a veterinarian is required, owner is responsible for any and all expenses incurred.
18. Horses must be stabled on entry day by required time. Any exceptions must be pre-approved by MCFA Horse Executive Committee and Fair Board. Horses may **NOT** leave the fairgrounds before 8:00 AM on the day of dismissal (Sunday).
19. **NO Horse/Pony exhibit shall be excused from the fairgrounds for any reason other than sickness or injury until proper time of release, unless authorization is obtained. To obtain this permission, you must bring your request before the Horse Committee Superintendents. They, in turn will present your request to the Fair Board, and a decision will be made and brought back to you. Unauthorized departure will result in loss of awards. Other penalties may be imposed. Any trophy/awards will be returned within 30 days upon forfeiture of the award, the award will not be passed down and no name will be engraved for that year.**
20. There will be no class changes after pre-registry, except changing from riding classes to In-Hand and Halter classes, or except in case



- of change of horse affecting class changes. To drop a class; fill out and turn in "class drop slip" available at the announcers stand. Change may be made from canter to walk/trot for safety reason and walk/trot to canter classes with exhibitor skills improvement as deemed in writing (re-submit Consent Form) by their leader. This must be done before exhibitor's showmanship class.
21. All clubs are to keep assigned areas clean during the Fair and to have the area inspected by the Barn Superintendent before leaving the grounds. Failure to do so will result in loss of premium (when premiums are awarded) and/or awards.
  22. It is imperative that dates, deadlines, and rules be observed. The rules have been made with the safety of everyone concerned in mind.
  23. Barn policies shall be posted by Barn Superintendent and must be followed by each club for safety of all present.
  24. Club Members and their horse/pony are the responsibility of the parents or guardian. Club leaders should see that this policy is enforced.
  25. All 4-H members must show respect to all Club leaders and members at all times. Fair superintendent's instructions and requests should be followed carefully and promptly to insure a smooth and safe running fair.
  26. Exercising schedules will be announced at the meeting for horse project members the first night of the fair. These schedules must be followed by all club members. All riding in the practice arena will require English or Western boots and long pants, no shorts. Also, Hunt Seat, Saddle Seat, reining and bareback riders will require ASTM/SEI approved helmet. Failure to observe these rules will result in loss of their exercise privileges.
  27. Back numbers will be assigned to each member by the point keepers. It will be the point keeper's responsibility to assign numbers to each club member after pre-entry.
  28. **All participants will attend the Fair Horse Project meeting to be held the first night of the fair after opening ceremonies in front of the horse barns.**
  29. No abusive conduct toward your animal will be tolerated. Premiums (when premiums are awarded) will be pulled and you and your animal will leave the fairgrounds.

30. For Fair or Point Show classes: No verbal coaching of exhibitors in the arena and no one allowed within five feet of the rail.
31. Emergency Blacksmithing to take place in designated areas only. If you have need of emergency blacksmithing, you must notify the Overall Superintendent and he will assign a designated area to you.
32. There will be no washing of horses after 10:00 p.m.
33. All grooming, tacking and equipping of horses/ponies are to take place in stalls or designated areas. Aisleways are to be kept clear.
34. Horses are to be ridden in arenas or Make-up area only. However, you may WALK - mounted - from Make-up arena to show arena.
35. GRIEVANCE PROCEDURE: The decisions of judges are final in all classes.
  - a. In the event of a disagreement by an exhibitor regarding enforcement, the exhibitor should notify the appropriate superintendent that he or she wished to file a formal grievance.
  - b. The superintendent will then call upon two other superintendents to hear the grievance from the exhibitor. The three superintendents will then vote on the grievance. The decision of the majority of the three will be final.
36. CONDUCT POLICY: It is suggested by 4-H staff persons, club leaders, and members that a self-governing body of participants be formed for each state sponsored event. Such a governing body would concern itself with the development and implementation of ground rules for conduct of participants. Whether or not there is a governing body, participants will adhere to the following general conduct policy: ANYONE PARTICIPATING in state sponsored 4-H activity who is caught in the act of theft or vandalism, or caught with illegal drugs or alcohol, or who is involved in other such offenses, shall immediately be sent home at his/her own expense and if it is determined by 4-H staff, leaders or persons in charge of the activity that the offense warrants it, the offender may be turned over to the proper authorities.
37. Animal care at the fair. Grooming of project during Fair week is the responsibility of the exhibitor. Any excessive or inappropriate involvement of family members and/or friends may result in disqualification of the exhibitor. Other chores such as normal exercising, care of tack, feeding, watering, and stable cleaning may be done by a fellow club member. (Parents/leaders may assist members with difficult jobs.)

38. A project animal is defined as one that is owned by the member, immediate family member or leased by the member in the year it is designated as the project animal.
39. All project horses/ponies must be under the member's immediate care which will consist of:
  - a. Sound feeding program
  - b. Doing all grooming
  - c. Having full care of tack
  - d. Doing at least 50% of the stall work.
  - e. Boarded horses eligible at the discretion of the leader.
40. Registration forms (and lease agreement, where applicable) for designated project animal to be shown at the current County Fair must be submitted to the leader and placed on file at the MCFA Horse Committee no later than May MCFA Committee meeting of the current year. Registration forms (and lease agreement, where applicable) are to be updated each year.
41. A change of the designated project animal during the period May 1 to the Fair date of the current year is permissible only in the case of developed unsoundness, safety or sickness of the animal as certified by a licensed veterinarian and will follow these guidelines:
  - a. A change of horse in the event of illness or unsoundness in the horse as certified by a licensed veterinarian.
  - b. A change of horse for safety reasons.
  - c. A change of horse because of broken lease agreement.
  - d. **Hardship cases for exhibitors.** All must come before the Developmental committee as a **hardship case** and **will be eligible for awards except incentive awards at fair.** Member shall name the horse to be substituted. The request for change may come at a regular Horse Committee meeting or at a special meeting which is called for the purpose of considering the hardship case. The case may be presented by the leader or by the member. The request will be permitted by yes majority vote of the voting members present.
  - e. Members that present Hardship cases will not be eligible for 4H State competition with *either* project animal.
  - f. During the weeks between the May meeting and end of entry of animals. A special meeting may be called for the purpose of considering the hardship case by the Fair MCFA Horse Superintendents. The request will be permitted by yes majority vote of the voting members present.
  - g. All hardship cases should have the proper paperwork in hand at the time of their hardship meeting or request will not be granted.

h. No hardship cases will be granted after the end of the scheduled fair entry time.

42. An exhibitor may show only one project animal or one mare with foal in this division. If there are two or more members in a club with access to only one horse, this is permissible. In case two or more members of a club are using the same project animal, each may exhibit in different classes. However, both exhibitors **MUST** show in showmanship. If two or more members in a club are using the same project animal and enter the point show, both may be eligible for the State Horse Show per the 4-H state show guidelines.

43. Mare with foal: You must designate on the horse registration form which animal is to be considered for showmanship score. Do this by writing "primary animal" and "secondary animal" on the registration forms. ("primary animal": being the one considered for the score). Primary and secondary animals may both be in the ring in the Fitting and Showmanship section, and should be fitted. (Secondary animal to be handled by a club member). Judge will look at both animals for fitting score, but only at the exhibitor showing primary animal for the showmanship score. These scores will be combined for the Fitting and Showmanship grade. The secondary animal may also be shown in Halter class.

44. Ponies must not exceed 56 inches in height. All ponies will be measured by an official at the Point Show (when offered). Those attending Fair only will be measured before Showmanship class at fair. (In case of conflict - Barn, Show, and Overall Superintendents have the final decision.)

45. Stallions are eligible only if under 12 months of age.

**46. Showmanship is a required class.**

47. Classes with more than 30 entries will be divided into and judged as two equal size classes. The judge will pick the top riders from each class, which will ride in a third class from which placing will be chosen.

48. All English Hunt Seat Classes, Gymkhana Classes, bareback, and all Jumping Classes will require ASTM/SEI approved helmet. All classes at the Fair, including Costume, will require member to wear English or Western boots. **Reining is not required to wear helmet.**

49. When riding on the fairgrounds, the rider is required to wear English or Western boots and long pants, no shorts. Hunt Seat, Saddle Seat,

and bareback riders are required to wear a ASTM/SEI approved helmet. **Reining is not required to wear helmet.**

50. There will be no bareback riding once bareback class is over.
51. Rules with regard to non-exhibiting members riding a Horse Project will apply until last class of fair on Friday, and will begin with fair check in, until released. During special events such as broom ball, grandstand events and mounted unit- non exhibiting members and/or parents will be allowed to ride the animal for the event only. This event must be approved by MCFA and the four horse superintendents.
52. No horse will be allowed to be housed or participate at the Muskegon County Fair with a (Hennecke Version) body condition score of 3 ½ or less. First Evaluation will be performed by leader, second evaluation by MCFA Horse Committee Superintendents if needed.

### CLASSES SECTION

1. **Showmanship is a required class.**
2. There will be absolutely no change of animals after the first showmanship class begins.
3. An A, B, or C award will be given for the purpose of awards only.
4. Those exhibitors entering any Jumping classes, Gymkhana classes, Dressage, Trail classes, Versatility, Bareback, and Costume classes must sign a “certificate of competency” form to be approved and signed by your leader and parents. Consent forms must be turned in with your Exhibitor Sheet, which is due at the May Horse Committee meeting.
5. The **Walk-Trot showmanship** class is eligible for EITHER In-Hand, Halter or Costume, OR Halter, Costume, and walk-trot classes. It is open to horse or pony.
6. Walk-Trot classes are open to Horse or Pony, (no age limit). Entries are at leader’s discretion. Exhibitors are eligible for Walk-Trot showmanship, halter, and costume classes. **Entries are NOT eligible for Championship classes offered within the walk-trot section, with the exception of showmanship.**
7. Halter class – May be entered by those in Walk-Trot Showmanship, In-Hand, and Costume, OR Non-point showmanship, Costume, and

Walk-Trot classes ONLY.

8. All English, **Reining** and bareback Classes are required to wear ASTM/SEI approved Helmets. All classes at the Fair will require members to wear Western or English boots. **Reining is not required to wear helmet**
9. English/Western Pleasure Walk-Trot class —must show in Western or English attire accordingly (If shown Hunt Seat or Saddle Seat an ASTM/SEI helmet must be worn.) **Eligible for Walk-Trot Showmanship**, Halter, Costume, and other Walk-Trot classes only.
10. Walk-Trot English Equitation – Saddle Seat or Hunt Seat attire. (Both require an ASTM/SEI approved helmet). Eligible for Non-point showmanship, Halter, Costume, and other Walk-Trot classes.
11. Exhibitors in English Equitation may show in Hunt Seat Equitation OR Saddle Seat Equitation, but not both. Exhibitors may show in Western Horsemanship, and English Equitation.
12. English Pleasure – May show in Hunt Seat OR Saddle Seat, but not both. ASTM/SEI helmet is required for all both classes.
13. Bareback Equitation – An exhibitor may show in either English or Western attire. Both require an ASTM/SEI approved helmet. Requires a consent form.
14. Trail class – requires consent form. There will be a 3-minute limit per exhibitor on the Trail Class. You may pass obstacles that are using up your time and you will be scored on obstacles completed. Exhibitor may wear English or Western attire (Either English seat requires an ASTM/SEI approved helmet.).
15. Costume – Consent Form required. Costumes must be approved by leader before entry. Costume must have straps, no bikini tops or midriiffs showing. For safety’s sake, class to be performed at a walk only. English or Western boots are required for this (and all other) classes.
16. Jumping – requires a signed consent form. Those entering Hunter Hack this class requires an ASTM/SEI approved helmet and English boots. **Jumping equipment and attire will be English only. No Western equipment or attire will be permitted.**
17. English/Western Riding – Open to horse or pony. English or Western attire. (English requires an ASTM/SEI approved helmet.)

Simple lead changes are acceptable. Flying lead changes are not required but preferred. However, flying lead changes **are required at the State Level.**

18. Western Reining class-Use Pattern #1. **Helmet is not required according to State 4-H rules.**
19. In-Hand class can only be entered by that exhibitor who has a project animal that cannot be ridden by that exhibitor. Such a project animal may be too young, pregnant, of uncertain manageability, or be in some similar situation whereas it cannot be shown in the regular performance classes. Exhibitor may **NOT** ride this horse/pony while at the fair. Entries are eligible for Walk-Trot Showmanship, Halter and Costume classes.
20. All age groups with 1 or 2 exhibitors will be combined with age group above or below depending on how many exhibitors are in those classes.

#### **DIRECTIONS FOR IN-HAND CLASS**

1. The purpose of the In-Hand class is to give the member who cannot ride their horse or pony an opportunity to show.
2. Such a project animal may be young, pregnant, or in a similar situation where the member has only that animal and cannot show in the regular performance classes.
3. The horse or pony is shown In-Hand, with a halter and lead. The class emphasizes manner, performance, and suitability (in that order).
4. The animal should be shown around obstacles normally found around the stable such as a mock gate or a stall door. A series of curves, stepping over logs on the ground, and similar situations to demonstrate that the member has worked with the project animal.
5. The class is judged on the approximate percentages of:
  - a. Manners- 50 %
  - b. Performance- 40 %
  - c. Suitability- 10 %
6. Obstacles at the Muskegon County 4-H Fair may include, but are not limited to:
  - a. Passing through gate (open and closed)
  - b. Curve around markers (plastic gallon milk bottles)
  - c. Pick-up and carry bucket

- d. Step over logs
- e. Enter and back out of poles (to simulate stall)
- f. Tie horse with safety knot

### POINT SHOW RULES

1. Muskegon County Horse Developmental will provide County 4-H members **one opportunity** to earn points toward being selected as a Muskegon County State Horse Show Delegate.
2. Muskegon County Horse Developmental and MCFA Horse Committee will host a two day show at the Muskegon County Fairgrounds with Saturday having point show classes (late June).
3. There will be designated “Point Show” classes.
  - a. There will be open show classes to fill out the show bill and raise money.
  - b. The show must have a judge off the 4-H Judges list.
  - c. Profits from the Point Show will be split between Muskegon County Horse Developmental and MCFA Horse Committee.
4. Point Show Entry Form, Coggins and Fees are due at the May Horse Developmental Meeting. Late entries will be accepted up to the day of the show with a \$25 late fee.
5. ***Only the 4-H Exhibitor competing in the Point Show is allowed to ride their horse the day of the show*** otherwise all points earned will be forfeited for the day of the show.
6. Muskegon County Horse Developmental will split our State Horse Delegates between Speed, Pony and Pleasure members.
7. 4-H member must designate on their sign up form which division they will be competing in; Speed or Pleasure, horse or pony.
8. If the 4-H member qualifies for state, they must show in the same division that they did at the Point Show.
9. Exhibitor must show the original horse registered as their project at the Point show and at Fair to be eligible for the 4-H State Show. If horse is hard shipped, the member forfeits his/her eligibility for 4-H State Show status.
10. Delegate slots will be split by the percentage of riders competing in each division.  
For example:



- a. Muskegon has 12 State delegates.
  - b. 1 pony, 5 speed competitors and 20 pleasure competitors = 26 competitors total.
  - c. Speed Delegates =  $(5/26)*12= 2.0= 2$  delegate slots.
  - d. Pleasure Delegates =  $(20/26)*12= 9.23 = 9$  delegate slots.
  - e. Pony Delegates =  $(1/26)*12=.46 = 1$  delegate
11. All 4-H Members competing in a division will participate in the same 5 classes divided by Junior (13 to 15 years) and Senior (16 to 19 years) classes.
- a. Pleasure Horse Classes
    - i. Showmanship
    - ii. English Equitation
    - iii. English Pleasure
    - iv. Pony English Pleasure
    - v. Western Horsemanship
    - vi. Western Pleasure
    - vii. Pony Western Pleasure
  - b. Speed Horse Classes
    - i. Gymkhana Showmanship
    - ii. Barrels
    - iii. Flags
    - iv. Poles
    - v. Keyhole or Speed and Action
12. Point Tabulation
- a. All exhibitors will be required to earn at least 1 point to qualify for the 4-H State Show.
  - b. Classes will be placed down to 6<sup>th</sup> place in reverse order.
    - i. 6 or more in class – 1<sup>st</sup>=6, 2<sup>nd</sup>=5, 3<sup>rd</sup>=4, 4<sup>th</sup>=3, 5<sup>th</sup>=2, 6<sup>th</sup>=1
    - ii. 5 in class – 1<sup>st</sup>=5, 2<sup>nd</sup>=4, 3<sup>rd</sup>=3, 4<sup>th</sup>=2, 5<sup>th</sup>=1
    - iii. 4 in class – 1<sup>st</sup>=4, 2<sup>nd</sup>=3, 3<sup>rd</sup>=2, 4<sup>th</sup>=1
    - iv. 3 in class – 1<sup>st</sup>=3, 2<sup>nd</sup>=2, 3<sup>rd</sup>=1
    - v. 2 in class – 1<sup>st</sup>=2, 2<sup>nd</sup>=1
    - vi. 1 in class – 1<sup>st</sup>=1
  - c. If a 4-H member submits points from both shows, the best points total will be used.
  - d. All 4-H members in a division (Pleasure, Pony or Speed) will be sorted in descending order by points earned. The top point earners will receive the delegate slots available.
  - e. If there is a tie, showmanship placing's are the tie breaker.
13. Notes:
- a. If a rider qualifies for State in one year, they are eligible to qualify the next year.

14. For Fair or Point Show classes. No verbal coaching of exhibitors in the arena and no one allowed within five feet of the rail.

### VERSATILITY CLASSES

#### SENIOR, JUNIOR and BEGINNER VERSATILITY CLASSES

(This class requires a signed consent form)

1. Senior, Junior and Beginner Versatility Classes
  - a. This class consists of four (4) classes
    - i. English Equitation,
    - ii. Western Horsemanship,
    - iii. Reining Pattern #2 (ASTM/SEI Helmet not required)
    - iv. Cloverleaf.
2. English Equitation, (requires an ASTM/SEI approved Helmet.) is ridden first and at the end of the class the riders line up in the middle of the arena. The judge places all riders.
  - a. When the announcer says GO the riders ride to the rail and with the aid of 2 helpers change to western clothes and tack.
  - b. There is a three-minute time limit. Timing will not start until the horses are at the rail for safety reasons.
  - c. Riders must return to the center of the arena by the end of the 3 minutes, completely dressed and in western tack, and mounted.
  - d. The Western Horsemanship class is ridden and the judged again places all riders. The class will leave the arena to prepare for reining pattern.
3. The Junior Versatility Class will now enter arena and ride the English Equitation and Western Horsemanship classes the same way as the senior class.
4. The Beginner Versatility Class will now enter arena and ride the English Equitation and Western Horsemanship classed the same way as the senior class.
5. **The Reining class (ASTM/SEI approved helmet not required)** can be performed to music and in costume (but music and costume are not required). The costume and music just adds to the attraction of the class but is *not judged*. However, inappropriate music and costume (no bikini tops or midriiffs showing) can be cause for disqualification. Overall superintendent will make the final decision. All riders are placed. The Cloverleaf class (require ASTM/SEI approved helmet) is then ridden and placed.

6. The judge will turn in placing of all riders for the 4 classes. The total points will be added and with 6 riders being placed with highest combined total.
7. Highest total for the Senior class will receive the Versatility Trophy for one year and will pass it on the next year and receive a plaque to keep; the winner is responsible for having their name placed on the trophy
8. The Junior Versatility winner will receive a trophy or plaque to keep.
9. The Beginner Versatility winner will receive a trophy or plaque to keep.
10. Age divisions:
  - a. Seniors: 17 years and older
  - b. Juniors: 14 – 16 years
  - c. Beginner: 9 – 13 years
11. Standard show rules will apply.
12. Tiebreakers will be Cloverleaf class.

### **GYMKHANA RULES**

Parent's consent and leader's consent is required to compete in Gymkhana events. A written consent form must be completed.

1. Horsemanship and sportsmanship will be stressed.
2. Either horses or ponies may enter.
3. Decisions of the judges will be final
4. Appointments -Horse/Pony
  - a. APPOINTMENTS OF HORSE (WESTERN) – A standard western-type saddle must be used. The western saddle may have a slick or a swelled fork, with or without a horn, and either a high or low cantle. A rope or reata is prohibited. Use of any standard bit or conventional hackamore is optional. However, the judge may prohibit the use of bits or equipment he or she considers severe. If someone other than the judge is checking equipment, that individual may make suggestions to the judge regarding severe equipment; however, the judge makes the final decision. Running martingales, standing martingales or tiedowns are permitted. Bell boots, shin boots and skid boots are

permitted; however, polo wraps are not permitted because of the danger they would pose if they came undone. If split reins are used, they must be tied or fastened together. A single rein is recommended.

- b. APPOINTMENTS OF HORSE (ENGLISH) – Snaffles – with or without dropped nosebands, pelhams, kimberwicks and full bridles – are acceptable. A running martingale is permitted, as are standing martingales or tiedowns. McClellan or similar saddles are considered western when western bridles are used and English when English bridles are used. Any other type of English saddle is acceptable.

5. Appointments -Rider

- a. The rider's appointments may be either English or Western depending on the tack being used, but cannot be a combination of both. Riders must wear protective headgear throughout the class.
- b. The use of spurs or bats is optional. Excessive or abusive use may be penalized.

6. Any unsportsmanlike behavior by contestants, leaders or family members, in or out of the arena, may result in the disqualification of a contestant.

7. A horse or pony must be under control at all times.

8. A contestant must ride the horse/pony into the arena at a walk and may circle the horse/pony once before beginning the run. The gate will be closed after the horse enters the arena and will be kept closed until the run has been completed and the horse/pony is under control. The rider must dismount before leaving the arena.

9. Faults - Any of the following infractions shall disqualify an entry.

- a. Failure to begin the course within one minute after ready signal.
- b. Failure to enter the arena mounted and without assistance. The rider may have assistance up to the gate.
- c. Leaving the arena mounted.
- d. Loss of Course - Loss of Course includes negotiating obstacles in other than the specified order or in the wrong direction.
- e. Loss of Forward Motion – Loss of forward motion includes stopping, circling, backing or reversing direction of movement to correct the improper passing of an obstacle.
- f. Fall of the horse/pony or the rider while on the course.
- g. Spurring, striking, or beating the horse/pony in any manner whatsoever forward of the cinch after entering the arena.
- h. Horse/pony behaving in an unruly manner or out of control.

- i. Any kind of cruelty to the horse/pony, whether or not specifically mentioned in these rules will disqualify the competitor.

### CLOVERLEAF

1. The contestant is allowed a running start.
2. Timing shall begin as soon as the horse/pony's nose reaches the starting line and will be stopped when the horse/pony's nose passes over the finish line.
3. A 5-second penalty will be assessed for each barrel knocked down or touched with the hand.

### FLAG RACE

1. A steward will place flag in bucket of rider's choice on either side.
2. Contestants will be disqualified if they hit the horse/pony with the flag, if they drop the flag, if they or the horse/pony knocks over the keg, or if they drop the flag end into the bucket.

### SPEED & ACTION

1. The rider must stop in the box at the end of the run.
2. Horse/Pony must be under control. This decision will be made by the judge.
3. Knocking over a bucket will result in disqualification.

### POLEBENDING

1. A 5-second penalty will be assessed for each pole knocked down or touched with the hand.

## SNAFFLE BIT RULES

### CLASS ELIGIBILITY

1. These rules will apply to entrants in Western Division Classes, in addition to other rules already stated.
2. Two, three, four and five year old fillies and geldings shall be allowed to show in an approved snaffle bit in appropriate classes.

### EQUIPMENT

1. Horses/Ponies to be shown in standard, plain, or silver headstalls (browband, shaped ear or split ear.)
2. Smooth snaffle (no twist) bit with broken mouth-piece (conventional O-ring, egg-butt or D-ring, no shanks) with ring no larger than 4" and no smaller than 2". From the cheek to one inch in from the cheek must be a minimum 3/8" diameter with a gradual decrease to the center of the snaffle. Optional loose curb strap (leather or nylon only and must be attached below the reins.)
3. Reins to be attached above the curb strap.
4. Standard leather or woven, split reins are mandatory, hair reins are not permitted with snaffle bits.
5. A braided rawhide or leather bosal may be used in lieu of a snaffle bit, no larger than 3/4" (three-quarter inch) diameter at the cheek; must be a minimum of a I-finger space (approximately 3/4") between the bosal and nose; absolutely no metal under the jaw or on the noseband in connection with the bosal. The bosal should be properly fitted relative to the horse's/pony's size and confirmation.

### JUDGING

1. All entries must be shown with both hands on reins, maintaining light contact with the horse/pony's mouth. The rider's hands should be carried near the pommel and not further than 4" out on either side of the saddle horn. Rider's hands must be steady with very limited movement. Rider's hands should be visible to the judge(s) at all times.
2. If a horse and rider are traveling in a proper manner, they should not be penalized for passing another horse.

## CLASSES POINTED AT FAIR

<p><i>Point Classes included for High Point</i>  <b>**Incentive 12 &amp; Under**</b>  <b>**High Point Overall**</b>  <b>**Reserve High Pt Overall**</b>          (All classes listed are – Walk/Trot/Canter)</p>	<p><i>Point Classes included for High Point</i>  <b>**Walk- Trot High Point**</b>          (All classes Listed are – Walk/Trot only)</p>
<p><i>Showmanship</i>  <i>Bareback Equitation</i>  <i>Western Horsemanship</i>  <i>Western Pleasure</i>  <i>Western Reining</i>  <i>English Equitation</i>  <i>English Pleasure</i>  <i>Hunter Hack</i>  <i>Dressage</i>  <i>Western Dressage</i>  <i>Trail</i>  <i>Gymkhana</i>  <i>Costume</i></p>	<p><i>Showmanship</i>  <i>In-Hand</i>  <i>Halter</i>  <i>Western Horsemanship</i>  <i>Western Pleasure</i>  <i>English Equitation</i>  <i>English Pleasure</i>  <i>Dressage</i>  <i>Trail</i>  <i>Costume</i>  <i>Cloverleaf</i>  <i>Flag Race</i>  <i>Speed and Action</i>  <i>Pole Bending</i></p>
<p><i>Gymkhana High Point</i>  <b>** Horse**</b>          (Horse Classes – All ages)  <i>Cloverleaf</i>  <i>Flag Race</i>  <i>Speed and Action</i>  <i>Pole Bending</i></p>	<p><i>Gymkhana High Point</i>  <b>**Pony**</b>          (Pony Classes – All ages)  <i>Cloverleaf</i>  <i>Flag Race</i>  <i>Speed and Action</i>  <i>Pole Bending</i></p>

### Classes

**Classes will be based on number of horses mandatory.**

<u>Horses</u>	<u>Classes</u>
<b>99 &amp; Under</b>	<b>16</b>
<b>100-124</b>	<b>12</b>
<b>125-149</b>	<b>10</b>
<b>150-174</b>	<b>8</b>
<b>175-199</b>	<b>6</b>

## WALK-TROT DRESSAGE

### 2015 USDF INTRODUCTORY LEVEL – TEST A

#### WALK—TROT

**REQUIREMENTS:**

Free walk  
Medium walk  
Working trot rising  
20 meter circle  
Halt through walk

**PURPOSE:** To introduce the rider and/or horse to the sport of dressage. To show understanding of riding the horse forward with a steady tempo into an elastic contact with independent, steady hands and a correctly balanced seat. To show proper geometry of figures in the arena with correct bend (corners and circles).

# NO.

	TEST	DIRECTIVE IDEAS	POINTS	COEFFICIENT	TOTAL	REMARKS
1. <b>A</b>  Between <b>X &amp; C</b>	Enter working trot rising.  Medium walk.	Straightness on centerline and in transition; clear trot and walk rhythm.				
2. <b>C</b> <b>M</b>	Track right. Working trot rising.	Balance and bend in turn. Quality of transition.				
3. <b>A</b>	Circle right 20 meters, working trot rising.	Roundness and size of circle; clear trot rhythm and bend.				
4. <b>K-X-M</b>	Change rein.	Clear trot rhythm and straightness on diagonal; bend through corners.				
5. <b>C</b>	Circle left 20 meters, working trot rising.	Roundness and size of circle; clear trot rhythm and bend.				
6. Between <b>C &amp; H</b>	Medium walk.	Willing and balanced transition; clear walk rhythm.				
7. <b>H-X-F</b>	Free walk.	Complete freedom to stretch neck forward and downward; clear walk rhythm, straightness on the diagonal; ground cover.				
8. <b>F-A</b>  <b>A</b>	Medium walk.  Down centerline.	Willing and balanced transition; clear walk rhythm, bending in corner and turn.  Straightness on centerline.				
9. <b>X</b>	Halt and salute.	Straightness; willing, balanced transition at halt.				

Leave arena in free walk. Exit at A.



# DRESSAGE

## 2015 USDF INTRODUCTORY LEVEL – TEST C WALK—TROT—CANTER

**REQUIREMENTS:**  
Free walk  
Medium walk  
Working trot rising  
Working canter  
20 meter circle  
Halt through walk

**PURPOSE:** To introduce the rider and/or horse to the sport of dressage. To show understanding of riding the horse forward with a steady tempo into an elastic contact with independent, steady hands and a correctly balanced seat. To show proper geometry of figures in the arena with correct bend (corners and circles).

NO.

	TEST	DIRECTIVE IDEAS	POINTS	COEFFICIENT	TOTAL	REMARKS
1. <b>A</b>	Enter working trot rising.	Straightness on centerline and in transitions; clear trot rhythm.				
<b>X</b>	Halt through medium walk. Salute - Proceed working trot rising.					
2. <b>C</b>	Track right, working trot rising.	Balance and bend in turn.				
3. <b>B</b>	Circle right 20 meters	Roundness and size of circle; clear trot rhythm and bend.				
4. <b>A</b>	Circle right 20 meters developing working canter in first quarter of the circle, right lead.	Roundness and size of circle; clear canter rhythm and bend.				
<b>Before A</b>	Working trot rising.					
5.	(Transition in & out of canter)	Balance and smoothness.				
6. <b>K-X-M</b>	Change rein, working trot rising.	Trot rhythm and straightness on diagonal; bend through corners.				
7. <b>E</b>	Circle left 20 meters.	Roundness and size of circle; clear trot rhythm and bend.				
8. <b>A</b>	Circle left 20 meters developing working canter in first quarter of the circle, left lead.	Roundness and size of circle; clear canter rhythm and bend.				
<b>Before A</b>	Working trot rising.					
9.	(Transition in & out of canter)	Balance and smoothness.				
10. <b>Between F &amp; B</b>	Medium walk.	Willing and balanced transition; clear walk rhythm.				
11. <b>B-H</b>	Free walk.	Complete freedom to stretch neck forward and downward; clear walk rhythm, straightness on the diagonal; ground cover.				
<b>H</b>	Medium walk.	Willing and balanced transition; clear walk rhythm.				
12. <b>Between C &amp; M</b>	Working trot rising to A.	Willing and balanced transition; clear trot rhythm.				
13. <b>A</b>	Down centerline.	Straightness on centerline;				
<b>G</b>	Halt through medium walk. Salute.	willingness, balanced transition and halt.				

Leave arena in free walk. Exit at A.

# WESTERN DRESSAGE WALK TROT



## WDA A 2017 WESTERN DRESSAGE INTRODUCTORY LEVEL TEST 1 WESTERN DRESSAGE ASSOCIATION® OF AMERICA

**PURPOSE**  
Tests provide an introduction to the discipline of Western Dressage; the horse performs only at the walk and jog. The rider should demonstrate correct basic position, use of basic aids, and understanding of the figures. The horse should show relaxation; and harmony between horse and rider is important. The horse accepts the aids and influence of the rider. The jog should be a natural gait within the horse's scope and should demonstrate a swinging back.

**NEW REQUIREMENTS**  
Half 20m circle at the working jog  
  
Halt 4 seconds.

**ENTRY NO:** \_\_\_\_\_  
**ARENA SIZE:**  
Small (40m x 20m) or Large (60m x 20m)  
**AVERAGE RIDE TIME:**  
4:00 (Small) or 5:00 (Large)  
**MAXIMUM PTS:** 220

All jog work may be ridden sitting or rising.

\*COEFFICIENT

	TEST	DIRECTIVES	POINTS	TOTAL	REMARKS
1	A Enter working jog, proceed down center line without halting  C Track right, working jog	Straightness; regularity and quality of the jog; balance and bend in the turn.			
2	B - E Half circle right 20m, working jog  E Proceed straight ahead, working jog	Balance and bend on the half circle; straightness; regularity and quality of the jog.			
3	Between H & C Develop working walk	Willing, smooth transition; balance and bend in the corners; regularity and quality of the walk.			
4	M - E Change rein, free walk  E Working walk	Horse willing to freely stretch the neck forward and down; relaxation; swing through the back; ground cover; willing, smooth transition; regularity and quality of the walks.	2		
5	K Halt 4 seconds. Proceed working walk	Balance in transition to square, straight halt; immobility; willing, smooth transition; regularity and quality of the walk; balance and bend in the corner.	2		
6	Between A & F Develop working jog	Willing, smooth transition; balance and bend in the corner, regularity and quality of the jog.			
7	B - E Half circle left 20m, working jog  E Proceed straight ahead, working jog	Balance and bend on the half circle; straightness; regularity and quality of the jog.			
8	Between K & A Develop working walk	Willing, smooth transition; balance and bend in the corner, regularity and quality of the walk.			
9	F - E Change rein, free walk  E Working walk	Horse willing to freely stretch the neck forward and down; relaxation; swing through the back; ground cover; willing, smooth transition; regularity and quality of the walks.	2		
10	H Halt 4 seconds Proceed working walk	Balance in transition to square, straight halt; immobility; willing, smooth transition; regularity and quality of the walk.	2		
11	Between C & M Develop working jog	Willing, smooth transition; regularity and quality of the jog; balance and bend in the corner.			
12	A Down centerline  X Working walk  G Halt, salute	Balance and bend in the turn; straightness; regularity and quality of the jog; willing, smooth transition; regularity and quality of the walk; balance in downward transition to square, straight halt; immobility.			

Leave arena at A in a walk with looped or long reins.

# WESTERN DRESSAGE



## WDA A 2017 WESTERN DRESSAGE BASIC LEVEL TEST 1 WESTERN DRESSAGE ASSOCIATION® OF AMERICA

<b>PURPOSE</b> Tests confirm that the horse is supple and moves freely forward in a clear steady rhythm, accepting light contact with the bit. The horse demonstrates greater understanding of the aids and calm acceptance of the bridle; greater emphasis is placed on relaxation, harmony, rideability and pure gaits. The horse is beginning to develop more impulsion and balance.	<b>NEW REQUIREMENTS</b> 20m circle at the working lope  20m circle at the free jog	<b>ENTRY NO:</b> _____ <b>ARENA SIZE:</b> Small (40m x 20m) or Large (60m x 20m) <b>AVERAGE RIDE TIME:</b> 3:30 (Small) or 4:30 (Large)
		<b>MAXIMUM PTS:</b> 240

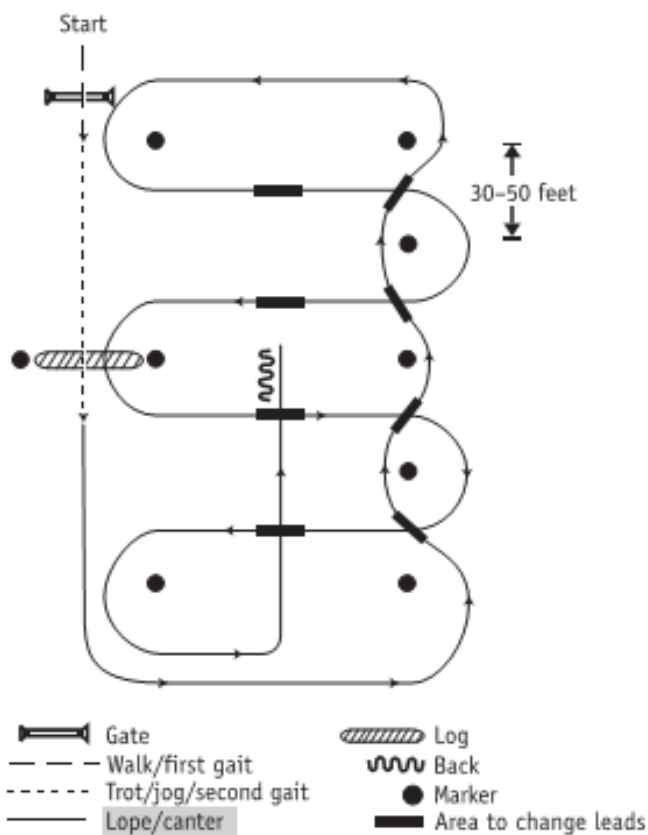
All jog work may be ridden sitting or rising.

\*COEFFICIENT

TEST	DIRECTIVES	POINTS	*	TOTAL	REMARKS
1 A X	Enter working jog Halt through the walk, salute Proceed working jog				
2 C	Track right, working jog				
3 B E	Turn right, working jog Turn left, working jog				
4 A Before A	Circle left 20m, working jog Develop working lope, left lead				
5 A	Circle left 20m, working lope			2	
6 Between A & F	Develop working jog				
7 Before B	Working walk				
8 B - H H	Change rein, free walk Working walk			2	
9 Before C	Develop working jog				
10 C Before C	Circle right 20m, working jog Develop working lope, right lead				
11 C	Circle right 20m, working lope			2	
12 Between C & M	Develop working jog				
13 B Before B	Circle right 20m, free jog Gather the reins, working jog			2	
14 A X	Down centerline Halt through the walk, salute				

Leave arena at A in a walk with looped or long reins.

## WESTERN RIDING



**Figure 21. English/western riding pattern.**

78

# REINING PATTERN 1

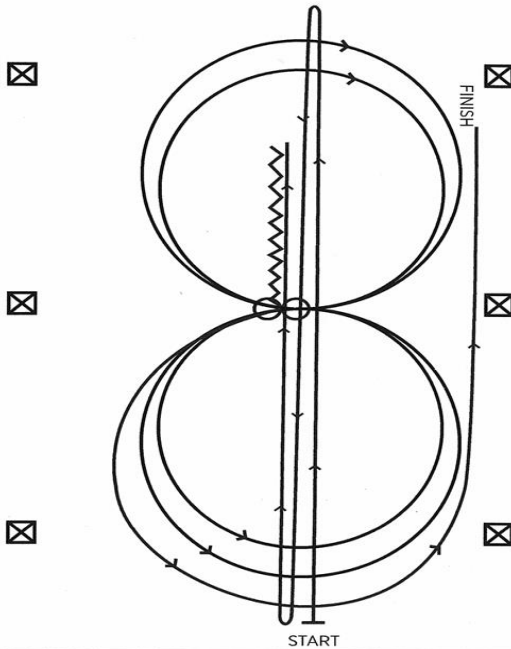


Figure 19. Reining pattern 1.

67

1. Run with speed to the far end of the arena past the end marker and do a left rollback – no hesitation.
2. Run to the opposite end of the arena past the end marker and do a right rollback – no hesitation.
3. Run past the center marker and do a sliding stop. Back up to the center of the arena or at least 10 feet (3 meters). Hesitate.
4. Complete one spin to the right. Hesitate.
5. Complete one and one-quarter spins to the left so that the horse is facing the left wall or fence.
6. Beginning on the left lead, complete two circles to the left, with the first circle large and fast, and the second circle small and slow. Change leads at the center of the arena.
7. Complete two circles to the right, with the first circle large and fast, and the second circle small and slow. Change leads at the center of the arena.
8. Begin a large, fast circle to the left but do not close this circle. Run straight up the right side of the arena past the center marker and do a sliding stop at least 20 feet (6 meters) from the wall or fence. Hesitate to demonstrate you have completed the pattern.
9. Dismount and drop the bridle to the designated judge.

## REINING PATTERN 2

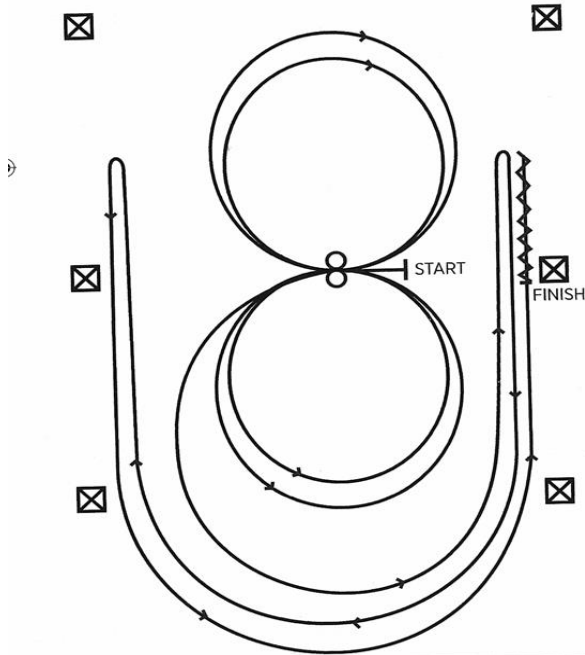


Figure 20. Reining pattern 2.

68

Exhibitors may walk or trot their horses to the center of the arena.

Horses must walk or stop before starting the pattern. Begin at the center of the arena facing the left wall or fence. (See figure 20 for a diagram of reining pattern 2.)

1. Complete one spin to the right. Hesitate.
2. Complete one spin to the left. Hesitate.
3. Beginning on the left lead, complete two circles to the left, with the first circle large and fast, and the second circle small and slow. Change leads at the center of the arena.
4. Complete two circles to the right, with the first circle large and fast, and the second circle small and slow. Change leads at the center of the arena.
5. Begin a large fast circle to the left but do not close this circle. Run up the right side of the arena past the center marker and do a right rollback at least 20 feet (6 meters) from the wall or fence – no hesitation.
6. Continue back around the previous circle but do not close this circle. Run up the left side of the arena past the center marker and do a left rollback at least 20 feet (6 meters) from the wall or fence – no hesitation.
7. Continue back around previous circle but do not close this circle. Run up the right side of the arena past the center marker and do a sliding stop at least 20 feet (6 meters) from the wall or fence. Back up at least 10 feet (3 meters). Hesitate to demonstrate that you have completed the pattern.
8. Dismount and drop the bridle to the designated judge.

## CLOVERBUDS

The Cloverbud may use a 4-H mentor's horse that is housed on the fairgrounds or they may bring in their own horse for the week of fair.

1. Cloverbuds may house project animal the week of fair, same as regular 4-H member, or haul in on show day only.
2. Ages 5-8 may participate in a non-competitive Showmanship class, non-competitive Lead Line, Walk or Walk-Trot classes and also in a non-competitive Trail and Costume class.
3. The Cloverbud may exhibit their project under the guidance of a teen mentor 16 to 19 years of age or parent/adult.
4. The Cloverbuds are **required** wear a helmet when exhibiting his/her project. This includes Showmanship class too. It is recommended to wear a helmet all times while handling your project.
5. Cloverbud must have feet in stirrups at all times (no bareback).
6. Cloverbuds to follow all other rules in this book, except for the exceptions below. (i.e., Mentor, Horse Change).
7. Cloverbud may use alternate horse/pony at any time for safety issues etc. as deemed necessary by leader or show superintendent
8. Cloverbud is not required to complete a notebook, but one is recommended. See your leader for more information.
9. Cloverbud Registration, Exhibitor entries are due at the same time as all other horse registrants. See deadlines page 32.

## **PROUD EQUESTRIAN PROGRAM**

1. The Proud Equestrian classes are open classes. By definition, anyone (any age, club or group affiliation is not required) can participate in the classes as long as they qualify as a Proud Equestrian.
2. Proud Equestrian Definition: Rider with disabilities.
3. The Proud Equestrian must have a Fair exhibitor as a mentor. The mentor must be at least 15 years old.
4. The Proud Equestrian may use a Fair exhibitor's horse or bring their own horse for the week of Fair.
5. The Proud Equestrian may participate in a non-competitive Showmanship class, Leadline, Walk or Walk/Trot class, Trail class and Costume class.
6. The Proud Equestrian is required to wear a helmet in ALL classes.
7. The Proud Equestrian is required to have their mentor in the arena with them during their classes. The Proud Equestrian may also have other assistants as needed.
8. The Proud Equestrian must follow all other rules in this book, except for the exceptions below:
  - a. The Proud Equestrian may use an alternate horse/pony at any time as deemed necessary by parent, leader or show superintendent.
  - b. The Proud Equestrian is not required to complete the notebook.
  - c. Proud Equestrian Horse registration, exhibitor entries are due at the same time as all other horse registrants. See deadlines page on page 32.



**DEADLINES:**

1. May 1st to Leader-
  - a. Horse Registration
  - b. Color picture. Must be a color copy.
  - c. Lease Agreement
  - d. Coggins- color copy if pictures are on it.  
(There will be no exceptions)
  - e. Registration fee per member (\$25) and Cloverbuds (\$10)
  - f. Horse Consent form
  - g. Exhibitor Forms/Entries
  - h. Point Show Registration & Fee \$20
  - i. Code of Conduct
2. All forms are Due at May Horse Committee Meeting.  
(2<sup>nd</sup> Wednesday of the month)

All forms are available on fairgrounds web page.

[www.muskegonfairgrounds.com](http://www.muskegonfairgrounds.com)

**CONSTITUTION OF THE MUSKEGON  
COUNTY 4-H HORSE DEVELOPMENTAL COMMITTEE**

**ARTICLE I Name**

The name of the organization shall be the Muskegon County 4-H Horse Developmental Committee.

**ARTICLE II Purpose**

The purpose of the Committee shall be:

1. To provide guidance, leadership, direction, and assistance in developing and conducting a county 4-H horse program.
2. To help the county 4-H horse program into the total county Extension program.  
To design and develop 4-H horse program activities at the Muskegon County Youth Fair, county-wide competition and clinics.
3. To continually evaluate the county 4-H horse program including the effectiveness of the Muskegon County 4-H Horse Developmental Committee.
4. To orient leaders, to guide, advise, discuss and help solve problems.
5. To find financial support for the county 4-H horse related programs.
6. To assist in public relations for the 4-H horse related programs.
7. To assure that local 4-H horse leaders are informed of Committee's actions.
8. To assure other responsibilities that is determined co-operatively by the Muskegon County Horse Developmental Committee, the Muskegon County 4-H Council and the Muskegon County Cooperative Extension Service staff.

**ARTICLE III Membership**

1. All registered 4-H horse leaders in Muskegon County and teen leaders are members of the Committee.
2. Clubs are limited to one voting delegate per club. All leaders are welcome to take part in discussion, but only one vote per club.

**ARTICLE IV Officers**

1. Officers:

- a. The Muskegon County Horse Developmental Committee officers shall be President, Vice-President, Secretary and Treasurer.
- b. The President shall represent our Committee as a council member.
2. Nomination:
  - a. Officers shall be nominated for office in October and nominations will be taken from the floor at the November meeting before the election.
3. Election:
  - a. Officers shall be elected at the November meeting.
  - b. Officers shall be elected by a majority of those members present.
  - c. Officers shall take office at the following meeting.
4. Term of Office:
  - a. Officers shall serve for one year and may be re-elected.
5. Executive Committee:
  - a. Shall consist of the President, Vice-President, Secretary, Treasurer, Overall Superintendent, Show Superintendent, Barn Superintendent, Operations Superintendent and Show Secretary /Point Keeper Superintendent. This Committee shall make decisions in the event of an emergency when a full Developmental Committee meeting cannot be arranged. There must be 4 Executive Committee members present to make any decisions when a full Committee meeting cannot take place.

#### **ARTICLE V Quorum**

1. A quorum shall consist of all those of the membership who are present.

#### **ARTICLE VI Point Show Superintendents**

1. 4-H Horse Developmental Point Show Superintendents shall be for one year.
  - a. Superintendent (Overall)
  - b. Show Superintendent
  - c. Barn Superintendent
  - d. Operations Superintendent
  - e. Point Keeper Superintendent
2. These jobs will be filled by nomination from the active leaders of the 4-H Horse Developmental Committee and voted on at the November meeting. Nominations will be taken in October and from the floor at the November meeting prior to elections.

## **Article VII Amendments**

1. The constitution may be amended or reviewed by a two-thirds vote of all members present, the proposed amendment having been submitted in writing to the members at least three weeks before being voted upon.
2. Policies may be adopted, amended, or repealed by a two-thirds vote (made by one vote per club see article III) of all members present at any regular meeting.
3. The by-laws may be amended or reviewed by majority vote of all members present, the proposed amendment having been proposed in September and voted on in October of the current year. The new by-law will come into effect as of the following January.

Revised 10/8/14

---

## **Constitution - By Laws of the Muskegon County Fair Association-Horse Committee**

### **Article I Name**

The name of the organization shall be the Muskegon County Fair Association-Horse Committee.

### **Article II Purpose**

Under the MCFA By-Laws Article X: Committees Sections 5. The Horse Committee shall be responsible for all horse related activities and events conducted during the Youth Fair, plus any additional fundraising events for the Horse Committee. This includes all housing of horses during the week of fair. The horse Committee shall also fill and maintain all horse division superintendent positions. A copy of minutes from all meetings conducted as well as financial reports shall be submitted to the Board of Directors. Any building additions, changes or grounds improvements shall be reported to the site committee for consideration before presentation to the Board of Directors.

### **Article III Membership**

1. All members will be established as of the January MCFA Horse Committee or the meeting following the January fair board meeting. The current Chairman and board of directors for the horse committee will remain on the committee until after the official fair board meeting in January.

2. Membership will consist of all designated Fair board Members on the MCFA Horse Committee as well as any 4-H club leaders or Youth organization leaders that are affiliated with showing horses at the Muskegon County Youth Fair per the Muskegon County Youth Fair rules.

#### **Article IV Officers and Superintendents**

1. Officers:
  - a. The MCFA-Horse Committee officers/superintendents will be considered the executive committee and shall be: Treasurer, Secretary, Chairman, Overall Superintendent, Show Superintendent, Operations Superintendent, Show Secretary / Point Keeper Superintendent and Barn Superintendent.
  - b. The Executive Committee will have the right to make executive decisions in the event of an emergency when the full MCFA- Horse Committee cannot be arranged. The Executive Committee has the right to make an expense decision of no more than \$200. The Executive Committee must have at least four officers/superintendents present to make a decision.
  - c. Nominations: The Chairman, Secretary, Treasurer and Superintendents will be nominated at the October and November meetings and voted on at the November meeting of the MCFA-Horse Committee. The Fairboard does not appoint the chairperson.
  - d. Elections: Officers/Superintendents shall be elected by a majority vote of the members present.
  - e. Officers/Superintendents shall take office as of January 1<sup>st</sup> of the current year and shall fill such position until December 31<sup>st</sup> of said year. This shall coincide with the MCFA year. The Chairman shall take office at the February MCFA – Horse Committee meeting.
  - f. Officers/Superintendents shall serve for one year and may be re-elected.
  - g. The Chairman shall preside over all meetings. In the absence of the Chairman the Overall Superintendent shall preside at the given meeting.
2. Fair Superintendents;
  - a. Overall Superintendent
  - b. Show Superintendent
  - c. Operations Superintendent
  - d. Barn Superintendent
  - e. Point Keeper Superintendent

## Article V Quorum

A quorum shall consist of all the members who are present at the meeting.

## Article VI Amendments

1. The by-laws may be amended or reviewed by majority vote of all members present, the proposed amendment having been proposed in September and voted on in October of the current year. The new by-law will come into effect as of the following January.
2. MCFA-Horse Committee will follow the rules set forth in the Muskegon County 4-H Horse Developmental Current Rule Book as well as the current Michigan State Extension Horse Rule Book and the Muskegon County Youth Fair Rule Book.
3. Rule Changes will be submitted to the fair board by November 1<sup>st</sup> of the current year for approval.
4. Submission of suggested rule changes to the Muskegon County 4-H Horse Developmental Rule Book will be submitted to the Muskegon County 4-H Horse Committee up to the October meeting of the current year. The rules will be voted on at their October meeting.
5. In the event that a safety rule change is needed, the committee could meet and make a temporary change for safety purposes.

Revised 12/1/2018

Notes:

### **Project Book Requirements:**

The Project Book is available on the Muskegon County Fairgrounds website and from each horse project leader. **The project book also requires a minimum of 2 or more work hours at the horse shows from May to April of each year.** The project book must be completed by each horse exhibitor to qualify for fair and must be handed in to club leader no later than May 1st. See leader for more information.

### Horse Developmental Officers:

President – Nancy Smith  
Vice President – Christy Deal  
Secretary – Cindy Rhine  
Treasurer – Mary Beth Hegadus  
Fair Board Representative – Sarah Knight

### Fair & Point Show Superintendents:

Overall Superintendent – Sarah Knight  
Show Superintendent – Nancy Smith  
Operations Superintendent – Jessica Baxter  
Barn Superintendent – Melissa Morgan  
Point Keeper/Show Secretary – Christy Deal

### MCFA Horse Executive Committee:

Chairperson – Sarah Knight-Fair Board Director  
Treasurer – Mary Beth Hegadus  
Secretary – Ellen Kelly  
Fair Board Directors:  
Christy Deal  
Kelly Johnson  
Melissa Morgan  
Heidi Raap  
Cindy Rhine  
Stacy Skilling  
Nancy Smith  
Shirley Thompson

