



# GIDDY UP PROJECT BOOK

Ages 8-9 as of January 1 of Current year

\*Information to complete the Equine Project Book is located in the **Horses & Horsemanship** and **Horse Science** books that are available at the 4-H store. [Horse Curriculum](#)

Immunization information can be found at the MCFA–Horse Committee’s facebook page – [MCFA - Horse Committee](#) “*Immunization and Coggin’s Guidelines*”.

First Aid information can be found at: [www.extension.org/pages/10303/basic-first-aid-kit-for-horses](http://www.extension.org/pages/10303/basic-first-aid-kit-for-horses)

Questions should be directed to your Club Leader who may request clarification from the Project Book Committee.

**PLEASE DO NOT USE PAGE PROTECTORS ON THESE PAGES.**  
**PAGE PROTECTORS CAN BE USED ON PHOTO PAGES**  
**AND EXTRA CREDIT REPORTS.**

**PLEASE KEEP PAGES IN NUMERICAL ORDER.**

**PLEASE DO NOT USE A BINDER LARGER THAN 1” UNLESS**  
**THE ADDITIONAL REPORTS REQUIRE A BIGGER BINDER**

## RIDER INFORMATION

Name:			
Address:		City/State/Zip:	
Date of Birth:	Exhibitor Age:	Years in Equine Project:	
Club Name:	Club Leader:	Leader Phone #	
Level (Check all that apply):			
<input type="checkbox"/> In Hand	<input type="checkbox"/> Walk Trot	<input type="checkbox"/> Walk Trot Canter	<input type="checkbox"/> Horseless Rider

## GENERAL INFORMATION AND INSTRUCTIONS

Properly kept records are a vital part of equine ownership. Records give a clear picture of what you have invested in the project. Records also provide you with accurate facts about your equine project. Because your equine is intended to be your year-long project, the Project Book should begin September 1st. However, there are exceptions, such as a change in equine or obtaining a equine later in the project year. You are responsible for writing an explanation for the judge.

- All signatures are required.** The parent signature is required.
- A score of 70% or higher with all pages complete is required to compete at the Muskegon County Fair for awards, trophies or ribbons.**
- ❖ The book may be decorated or enhanced as long as all pages are included and kept in order. Additional pages, photos and memories must be at the end of the project book.
- ❖ Do not include pages from previous years unless they are part of a story or report you are including. *"Previous Year" is defined as information prior to the Project Book deadline date of last year. (You may use last year's pictures and show records from fair.)*
- ❖ The Equine Project Book must be bound in some fashion. No loose pages please.
- ❖ Clearly label reports and stories. Reports and stories must include the date authored.
- ❖ You must use the project book for the current calendar year.
- ❖ BONUS options include: Community Service Project Report, In-Depth Story or Report, additional Photographs, Exceptional Organization and Creativity, Additional Education experiences. You can earn up to 45 Extra Points.
- ❖ Exhibitor age is the member's age as of January 1<sup>st</sup> of the current year.
- ❖ Years in equine project do not include years as a Cloverbud but does include the current year.

If you have questions that are not covered, please consult with your leader. Your leader may direct their questions to the Project Book Committee.

## RECORDKEEPING DATES

<b>Project Book Began on</b> (should be September 1):
<b>Date Project Book was completed:</b>

# PLACE FULL BODY PHOTO OF EQUINE HERE

SIDE VIEW OF EQUINE  
NO SADDLE OR RIDER

A photo of your project animal is required.

Photo should show entire equine clearly.

## EQUINE INFORMATION

Name of Equine:	Equine's Nickname:	
Breed:	Registration #	Not Registered: <input type="checkbox"/>
Color:	<input type="checkbox"/> Mare <input type="checkbox"/> Gelding	Year Foaled:
Equine's Height:	Equine's Weight:	
Purchase Date:	<b>OR</b> Lease Date:	
<b>Describe</b> your equine using proper terminology for <b>breed, color, sex, markings, etc.</b> (example: I ride an American Paint Quarter Horse who is a tobiano and white Gelding, etc)		

**EQUINE HEALTH**

Veterinarian Name:	Phone #:
If your horse gets a minor cut, what kind of medication or ointment do you use?	

**VITAL SIGNS** *Have someone help you take your equine's vital signs*

My equine's temperature is:	Respiration is:	Pulse is:
-----------------------------	-----------------	-----------

**IMMUNIZATIONS/VACCINATIONS** Please consult Club leader for the minimum requirements for Muskegon County Fair.

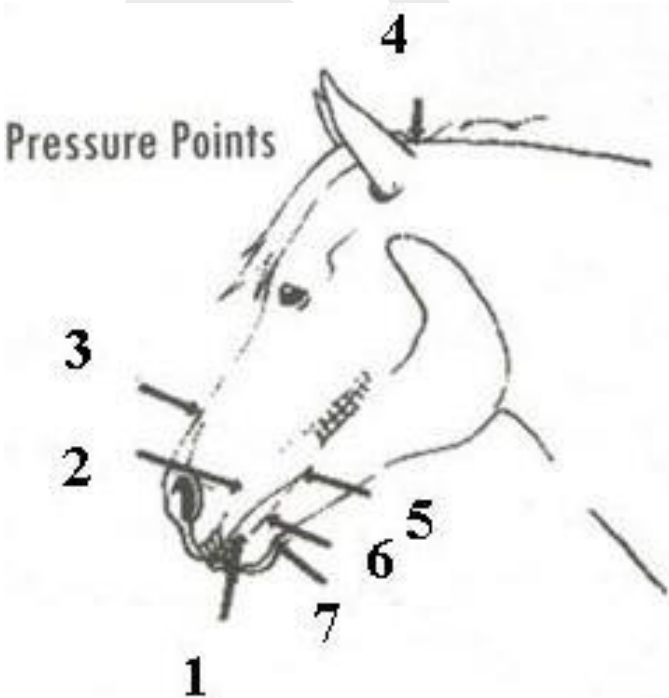
Why do you immunize/vaccinate your equine?
--

**DEWORMING**

How do you deworm your equine (paste, pelleted, tubing, natural)?
---

**DENTAL CARE "TEETH"**

Equine Dentist or Vet's Name:	Phone #
-------------------------------	---------



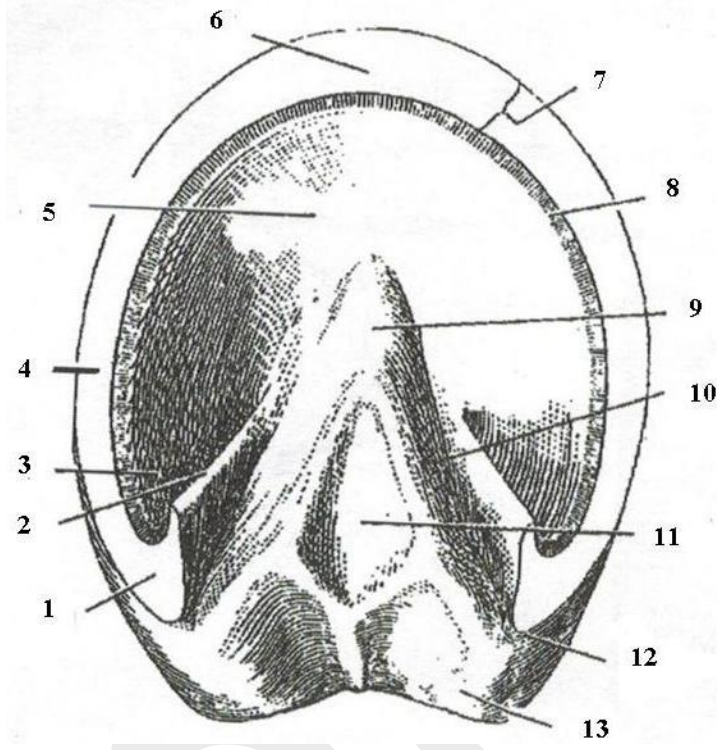
**PRESSURE POINTS:** Name the seven (7) pressure points indicated in the above diagram.

1.	
2.	
3.	
4.	
5.	
6.	
7.	

PICTURE FROM HORSES AND HORSEMANSHIP BOOK, CHAPTER SIX-TACK AND EQUIPMENT

**HOOF CARE**

Farrier's Name:	Phone #
How often do you get your equine's hooves trimmed?	
Does your equine have shoes?	



**EQUINE HOOF DIAGRAM**

1.	
2.	
3.	
4.	
5.	
6.	
7.	
8.	
9.	
10.	
11.	
12.	
13.	

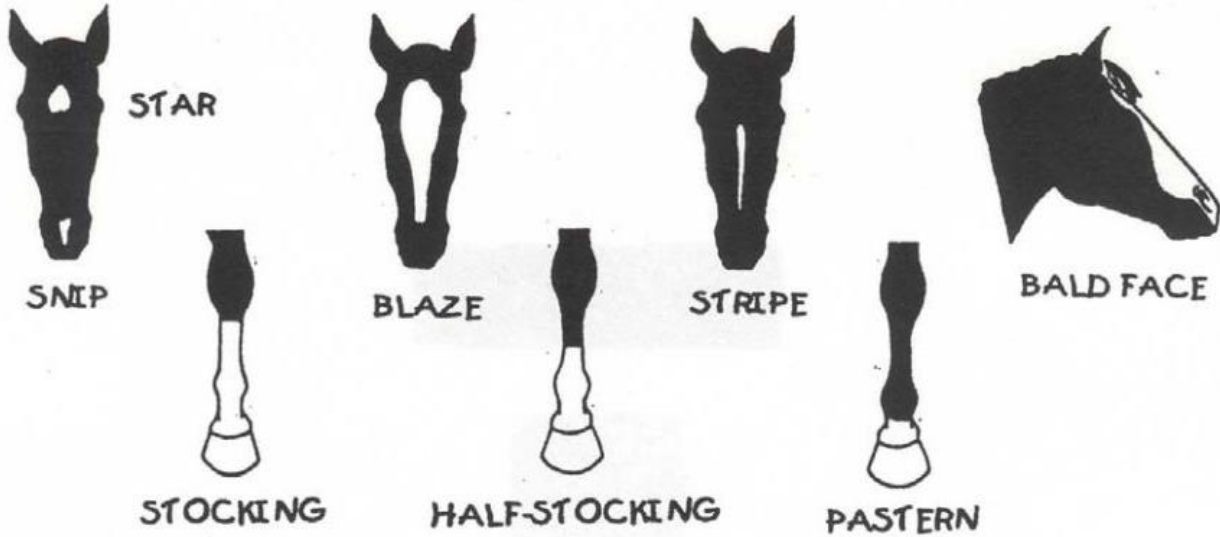
*Picture from Horses and Horsemanship Book, Chapter Ten-Foot Care*

**NUTRITION AND BEDDING**

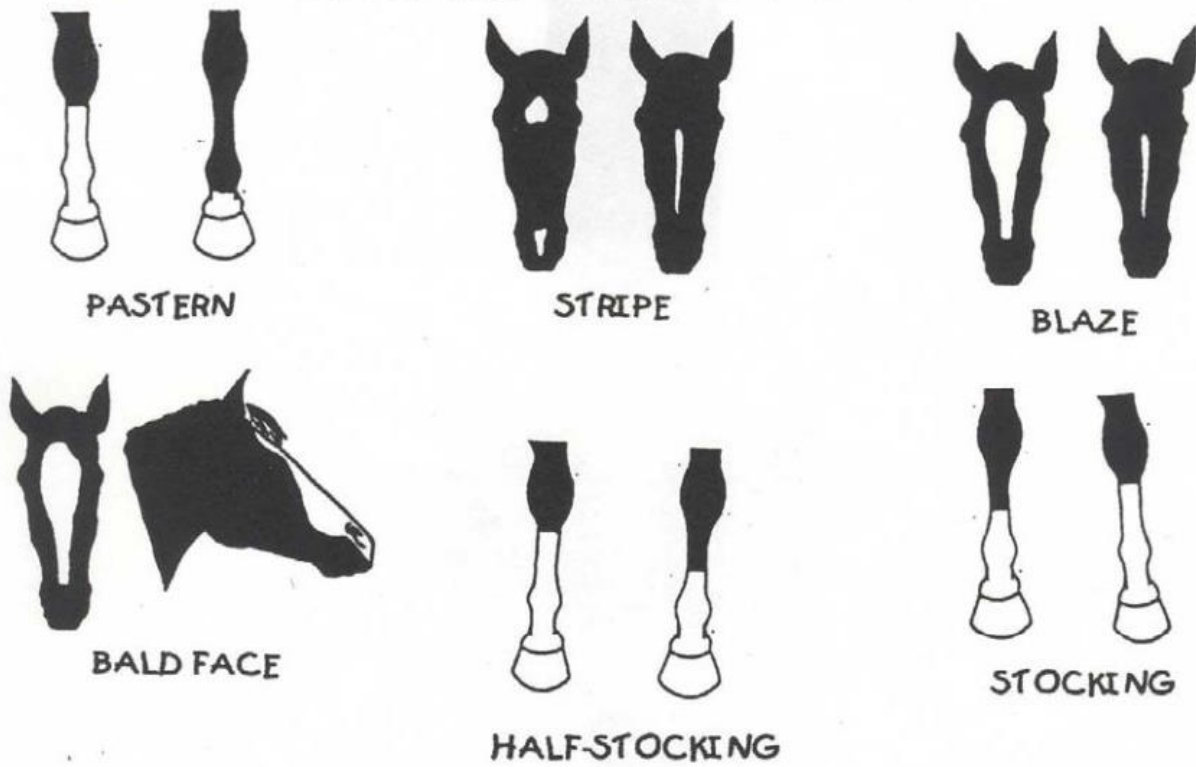
Describe where your equine lives.
What kind of barn or shelter does your equine have?
Describe your equine's bedding.
Describe your equine's grain.
Describe your equine's hay.

COLOR MARKINGS *Horses and Horsemanship book, Chapter One*

HEAD AND LEG MARKINGS



CIRCLE THE CORRECT DRAWING




DRAW THE FOLLOWING MARKINGS ON THE HORSE AND THEN COLOR IT YOUR FAVORITE HORSE COLOR.

A star on the face.

A snip on the nose.

A pastern on one of the front legs.

A stocking on one of the rear legs.



**GAITS and NATURAL AIDS** *Horses and Horsemanship book, Chapter Four-Gaits of the Horse*

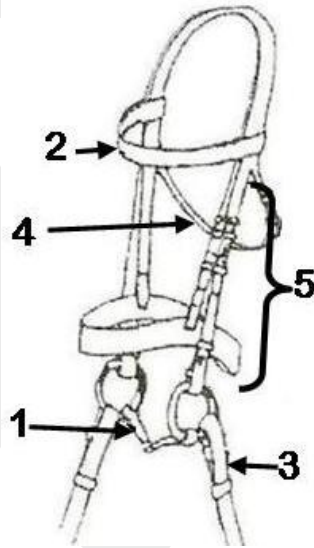

Number of Beats for Each Gait					
Walk		Jog/Trot		Lope/Canter	

*Horses and Horsemanship book, Chapter Five-Equitation*

<b>List the four NATURAL riding aids</b>					
1.		2.		3.	
4.					

**RIDING EQUIPMENT** *Horses and Horsemanship book, Chapter Six-Tack and Equipment*

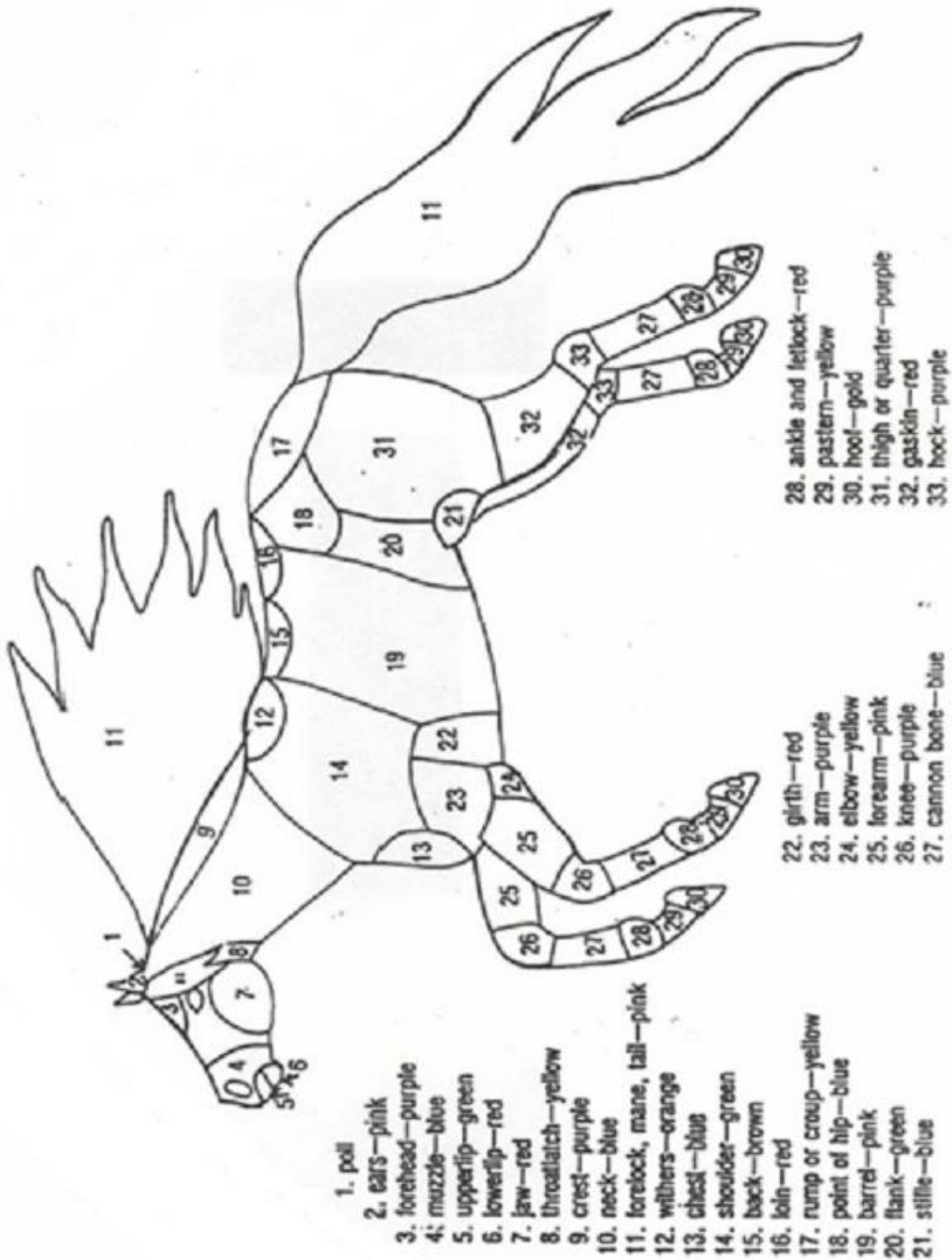
**Locate and identify the 5 parts of EACH bridle.**



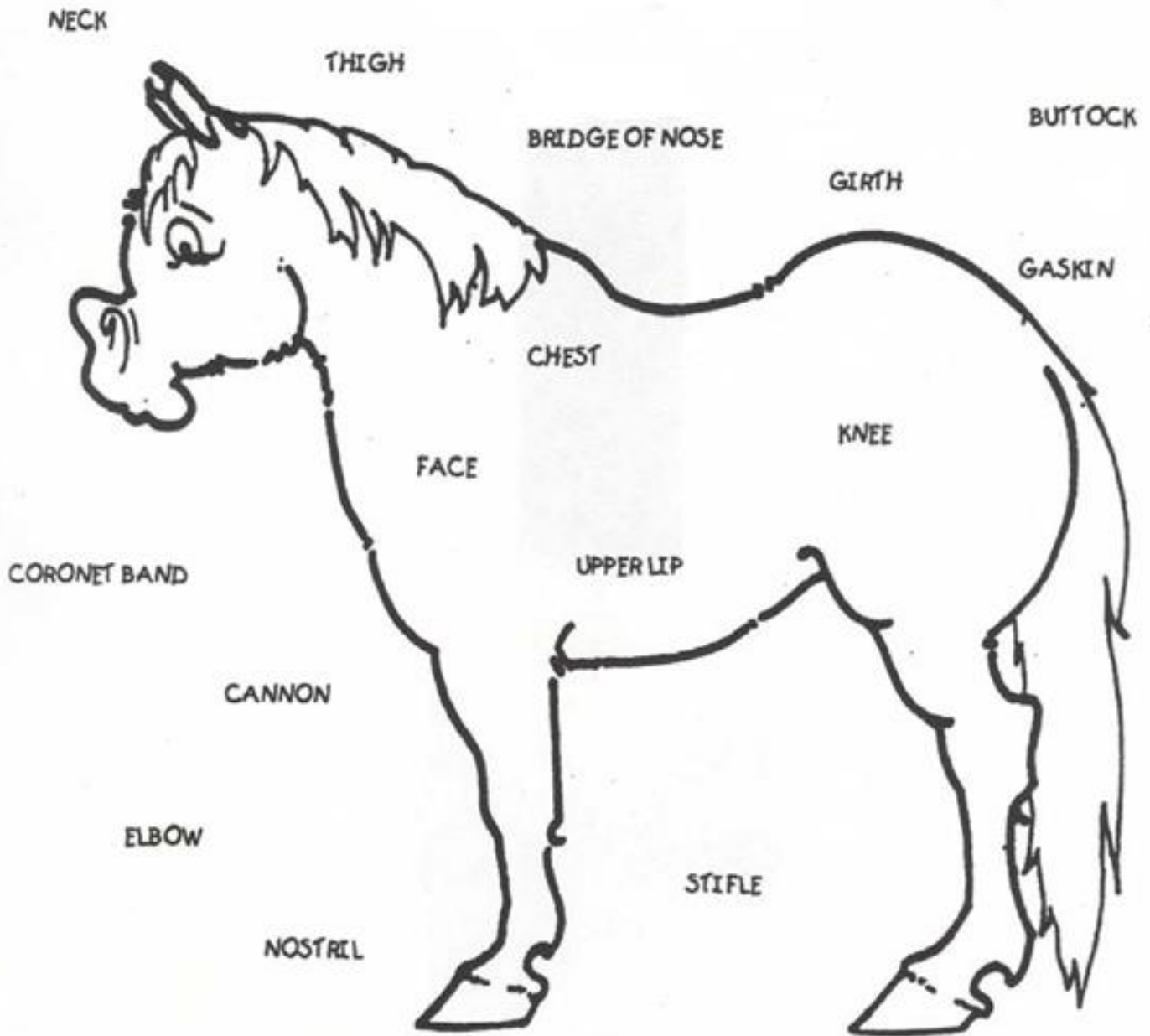
WESTERN	ENGLISH SNAFFLE BRIDLE
1	1
2	2
3	3
4	4
5	5



STRUCTURE OF THE EQUINE



CIRCLE EACH NAME AND DRAW A LINE FROM THE NAME TO THE CORRECT PART ON THE HORSE.



SAFETY

- 1. Riding without helmet
- 2. Tennis shoes
- 3. Showing off
- 4. Reckless racing
- 5. Low branches
- 6. Animal hole
- 7. Running on rocks
- 8. Riding with halter
- 9. Riding in barbed wire



Can you find 9 hazards in this picture? Circle each hazard that you find.  
Draw some more hazards.

## GROOMING

DRAW A LINE FROM THE GROOMING TOOL TO THE CORRECT NAME AND DESCRIPTION.



**CURRY COMB** - a metal or rubber tool with rows of teeth used to remove deep dirt and mud.



**SHEDDING BLADE** - a metal blade with teeth used to shed winter hair.



**HOOF PICK** - used to clean out the bottom of the horse's feet.



**RUBBER GROOMING MITT** - this fits over your hand and its used to remove mud and loose hair from the face and legs.



**DANDY BRUSH** - a stiff brush used to remove dirt from the body.



**BODY or FACE BRUSH** - a soft brush used on the face. Also used to polish the body hair.



**MANE AND TAIL COMB** - used to comb out the mane and tail.

**EQUIPMENT AND SUPPLIES**

What equipment or supplies did you purchase or borrow for your equine this year?

I am a horseless member.

Item:	Who purchased the item or from whom did you borrow it?

**SHOW RECORD**

Date	Show	Class	Placing

I WAS NOT ABLE TO SHOW THIS YEAR. PLEASE EXPLAIN:

I am a horseless member.

**EDUCATIONAL EXPERIENCE**

Write about a seminar, clinic, informational book(s), meeting presentation, article, etc.

<b>Date</b>	<b>Source (YouTube, Magazine, Website, Event, ie) :</b>
<b>Topic/Title:</b>	
<b>What did you learn?</b>	

**CLUB & MOUNTED MEETING ATTENDANCE & INSTRUCTION &/OR RIDING LESSONS**

Date	Meeting Topics	Time Spent

Attach extra page(s) if necessary

**EQUINE REPORT OR STORY ABOUT YOUR PROJECT EQUINE**

Report or Story must be equine-related. Topics could be about your project equine, something you learned about equines at a training session, a personal experience you had, etc. Attach extra page(s) if necessary.

**Subject/Title/Date:**



### Shift of Show Participation

Minimum participation of 1 shift at a MCFA Horse Committee Show  
(After Fair from August to June)

Show Date(s) \_\_\_\_\_

Superintendent's Signature \_\_\_\_\_

### Horse Show Ground Prep

Two hours ground prep prior to a MCFA Horse Committee Show  
(After Fair from August to June)  
(These shows are the fundraisers to pay for fair.)

Date(s) \_\_\_\_\_

Superintendent's Signature \_\_\_\_\_

As a Fair Exhibitor, I verify that I have read the requirements and instructions for completion of this Project Book and I understand that I must score 70% or higher in the requirements to complete the project and compete for awards. By signing, I agree with and understand the requirements of this project.

**EXHIBITOR'S SIGNATURE:**

**PARENT'S SIGNATURE:**

Parent Comments:

**By signing my name as leader of the club I verify that this exhibitor:**

- Is in good standing with the club
- Has read and understands the Requirements and knows a score of 70% or higher is required to compete for awards.
- Has read and understands the instructions for completing the project book
- Completed this project book in the current year to the best of the exhibitor's ability.

**LEADER'S SIGNATURE:**



### IMMUNIZATIONS

Please list all the DISEASES the equine project has been vaccinated for within the last 12 months prior to fair.

Immunization information can be found at the MCFA–Horse Committee’s facebook page – [MCFA - Horse Committee](#) “*Immunization and Coggin’s Guidelines*”.

DATE	VACCINE

### COGGIN’S TEST

The negative Coggin’s test must be dated within the last 12 months prior to fair.

Please place the Coggin’s document directly behind this page.

**GIDDY UP PROJECT BOOK SCORE CARD****SCORER MUST CONTACT LEADER IF COGGINS AND VACCINATIONS ARE NOT CURRENT OR ARE MISSING**

<b>RECORDKEEPING</b>	<b>Points Possible</b>	<b>Section Subtotal</b>	<b>Points Earned</b>
Rider Information	11		
Recordkeeping Dates	2		
Equine Information	11		
<b>REQUIRED</b> full body photograph of project animal	5	<b>29</b>	
<b>EQUINE HEALTH</b>			
Vet Information	3		
Vital Signs	3		
Immunization Questions	1		
Deworming	1		
Dental Care	2		
Pressure Points	7		
Hoof Care	4		
Hoof Diagram	13	<b>34</b>	
<b>NUTRITION &amp; BEDDING</b>			
Description of living conditions	1		
Description of barn or shelter	1		
Description of Bedding	1		
Description of Grain	1		
Description of Hay	1	<b>5</b>	
<b>COLOR MARKINGS &amp; PHYSICAL STRUCTURE</b>			
Color/Markings Chart Face and Legs	10		
Gaits/Natural Aids	7		
Bridle Diagrams	10		
Structure of the Equine	33		
Parts of the Equine	15	<b>75</b>	
<b>EXPERIENCE/EDUCATION</b>			
Safety Drawing	9		
Grooming Supplies	9		
Equipment and Supplies	3		
Show Record	3		
Educational Experiences	4		
Club Meeting attendance & Instruction and Lessons	4		
Detailed Equine Report or Story	5		
Shift of Show Participation	15		
Two hours of horse show ground prep	15		
All required signatures	3	<b>70</b>	
<b>REQUIRED DOCUMENTS</b>			
Immunization Documentation(s)	10		
<b>MUST HAVE CURRENT YEAR REQUIRED VACCINATIONS</b>			
Coggins Test Documentation (SEPT. 1 OF PREVIOUS YEAR THROUGH CURRENT FAIR YEAR)	10	<b>20</b>	
<b>PROJECT BOOK TOTAL</b> Must achieve 70% (163 pts.) or more in this section.		<b>233</b>	

OPTIONAL BONUS SECTION		
Community Service Report	5	
In-Depth Report or Story (1-5pts. for each report. Must be dated and completed in current year. Maximum 10pts.) Points awarded are based on effort and completeness.	10	
Photo section displaying member and equine project in current year. 1 pt per picture up to five pictures.	5	
<u>EXCEPTIONAL</u> organization, creativity	10	
Extra Educational Experiences (5 pts. Each; 15 pts Maximum)	15	
<b>Total possible bonus points awarded</b>		<b>45</b>
<b>GRAND TOTAL FROM ALL SECTIONS</b>		<b>278</b>

A = 210-233

B = 186-209

C = 163-185

E = 0-162 **Failure to meet requirements: will not be allowed to compete at Fair.**

**A score of 70% or more** is needed to complete the horse project.

If the equine project is considered incomplete, youth may not exhibit at the fair.

Questions about this score can be directed to: MCFA – Horse Committee.

Comments from judge: