



Muskegon County Youth Fair

Goat Project Record Book

Youth Participants – Ages 9 – to 19 Years


Name: _____

Address: _____

Club: _____

Leader: _____

Age (as of Jan. 1st): _____ Years in Goat Project: _____



Why keep Records?

- Members learn more about their project animals – Cost, feed, health and management skills.
- Document activities and progress in the project.
- Improves management and production practices.
- Helps plan future projects.

Keep this record as part of your Personal 4-H Records.

This information is helpful in applying for 4-H awards and scholarships.

Remember – records are no better than what YOU put into them!

Leader's Comments:

Goat Leader's Signature: _____

Goat Project Summary

Each member must complete core pages 3-7 and Market Project Record, if selling AND at least one supplemental diagram based on the type of goat(s) in your project.

Number of project meetings held _____ Numbers I attended _____

I gave _____ project talks or demonstrations.

Topics were: _____

Have you participated in goat activities? Yes ____ No ____


If YES, list the activities, goat shows, fairs or related programs attended: _____

Number of goats in my herd _____

List by name and age

What are your goals for this year's goat project? _____

GOAT PROJECT PHOTOS



Be creative. The more photographs, the better! You are encouraged to be in the photo with your Goat project animal(s). You should also include dates on your pictures and captions. You may use additional pages.

Feeding Program

Number of goats in herd _____

Water (Estimate how much per day) _____

Pasture (Dimensions and what kind of grasses) _____

Hay (How many flakes per day) _____ 1st or 2nd cutting? _____

Grain (How many pounds or cups per day?) _____

Ingredients in you grain mix _____

Salt (block or loose) _____

Trace mineral supplements (estimate how much per day) _____

Is there selenium in your mineral mix? _____

(In Michigan goats need extra selenium to prevent white muscle disease)

Other supplements/nutritional treats _____

Health Record

Hoof Care

List dates for current year

Worming

Date	Brand Wormer	Effect	Amount	Cost

Medication or Shots

For illness or prevention

Date	Type	Reason	Effect	Amount	Cost

Show and Award Record

Goat	Date	Where Shown	Name of Class	Placing

Questions

1. What two things should you consider when buying a goat? _____

2. What should your mineral mix contain? _____

3. What is the average temperature, pulse rate and respiration rate of a goat? _____

4. Name five goat products _____

5. Name five pieces of equipment needed to care for a goat and their use. _____

6. Name five breeds of goats and something that make them unique from the other breeds.

1. _____

2. _____

3. _____
4. _____
5. _____

Project Survey

1. What were the three most important things you learned this year about goats?

2. What are your goals for your project next year? _____

Goat Project Diary

List below the interesting things you did with your goat, learned about your goat or write a story or poem about your goat.

Individual Goat Records

Name: _____ Breed: _____

Date of birth: _____ Color: _____

(Check) _____ Doe _____ Wether (Check) ___ Disbudded _____ Naturally polled

Tattoo Information: Right Ear _____ Left Ear _____

Use: (check all that apply) _____ Showing _____ Breeding _____ Milk _____ Meat _____ Pet

(Check) ___ This goat is a kid _____ This goat is a dry yearling ___ This goat is a wether

___ This goat has freshened _____ date _____ # does _____ # bucks

Previous freshening dates _____ date _____ days milked

_____ date _____ days milked

_____ date _____ days milked

Weight at Fair time _____ actual or _____ calculated from heart girth.

Individual Goat Records

Name: _____ Breed: _____

Date of birth: _____ Color: _____

(Check) _____ Doe _____ Wether (Check) ___ Disbudded _____ Naturally polled

Tattoo Information: Right Ear _____ Left Ear _____

Use: (check all that apply) _____ Showing _____ Breeding _____ Milk _____ Meat _____ Pet

(Check) ___ This goat is a kid _____ This goat is a dry yearling ___ This goat is a wether

___ This goat has freshened _____ date _____ # does _____ # bucks

Previous freshening dates _____ date _____ days milked

_____ date _____ days milked

_____ date _____ days milked

Weight at Fair time _____ actual or _____ calculated from heart girth.

Individual Goat Records

Name: _____ Breed: _____

Date of birth: _____ Color: _____

(Check) _____ Doe _____ Wether (Check) _____ Disbudded _____ Naturally polled

Tattoo Information: Right Ear _____ Left Ear _____

Use: (check all that apply) _____ Showing _____ Breeding _____ Milk _____ Meat _____ Pet

(Check) _____ This goat is a kid _____ This goat is a dry yearling _____ This goat is a wether

_____ This goat has freshened _____ date _____ # does _____ # bucks

Previous freshening dates _____ date _____ days milked

_____ date _____ days milked

_____ date _____ days milked

Weight at Fair time _____ actual or _____ calculated from heart girth.

Individual Goat Records

Name: _____ Breed: _____

Date of birth: _____ Color: _____

(Check) _____ Doe _____ Wether (Check) _____ Disbudded _____ Naturally polled

Tattoo Information: Right Ear _____ Left Ear _____

Use: (check all that apply) _____ Showing _____ Breeding _____ Milk _____ Meat _____ Pet

(Check) _____ This goat is a kid _____ This goat is a dry yearling _____ This goat is a wether

_____ This goat has freshened _____ date _____ # does _____ # bucks

Previous freshening dates _____ date _____ days milked

_____ date _____ days milked

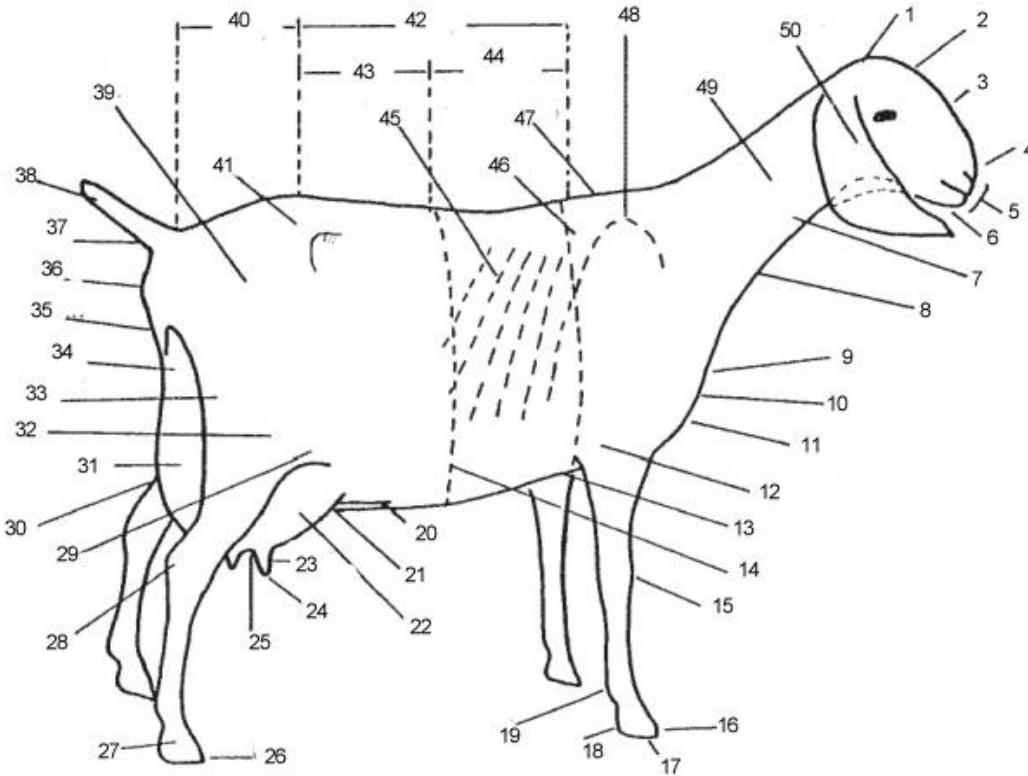
_____ date _____ days milked

Weight at Fair time _____ actual or _____ calculated from heart girth.

Supplemental Diagram

Identifying parts of a Dairy Goat

Ages 9 – 11 – Complete 10 labels. **Ages 12-15** – complete 30 labels **Ages 16 – 19** – Complete all labels.

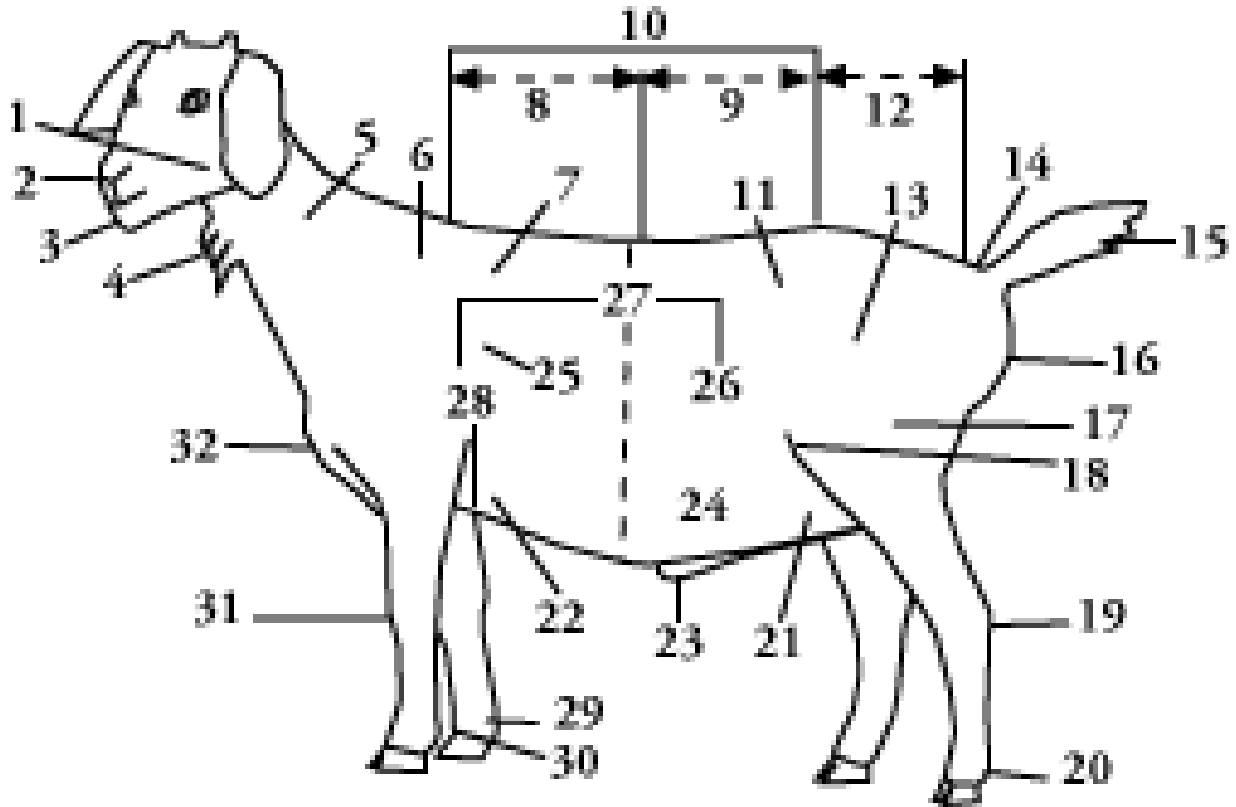


- | | | | |
|-----------|-----------|-----------|-----------|
| 1. _____ | 14. _____ | 27. _____ | 39. _____ |
| 2. _____ | 15. _____ | 28. _____ | 40. _____ |
| 3. _____ | 16. _____ | 29. _____ | 41. _____ |
| 4. _____ | 17. _____ | 30. _____ | 42. _____ |
| 5. _____ | 18. _____ | 31. _____ | 43. _____ |
| 6. _____ | 19. _____ | 32. _____ | 44. _____ |
| 7. _____ | 20. _____ | 33. _____ | 45. _____ |
| 8. _____ | 21. _____ | 34. _____ | 46. _____ |
| 9. _____ | 22. _____ | 35. _____ | 47. _____ |
| 10. _____ | 23. _____ | 36. _____ | 48. _____ |
| 11. _____ | 24. _____ | 37. _____ | 49. _____ |
| 12. _____ | 25. _____ | 38. _____ | 50. _____ |
| 13. _____ | 26. _____ | | |

Supplemental Diagram

Identifying parts of a Market Goat

Ages 9 – 11 – Complete 10 labels. Ages 12-15 – complete 20 labels Ages 16 – 19 – Complete all labels.



1.	12.	23.
2.	13.	24.
3.	14.	25.
4.	15.	26.
5.	16.	27.
6.	17.	28.
7.	18.	29.
8.	19.	30.
9.	20.	31.
10.	21.	32.
11.	22.	

Market Project Record

(Include this page if you are showing a **MARKET GOAT**)

Fill in the following to determine the break-even price for your project. That is the price at which expenses are covered and you start to make a profit.

1. RATE OF GAIN

- A. Final Weight (Date _____) _____ lbs.
- B. Beginning Weight (Date _____) _____ lbs.
- C. Total Gain ($A - B = \text{Total Gain}$) _____ lbs.
- D. Days on feed (Number of days between beginning and final weight) _____ days
- E. Rate of Gain ($C / D = \text{Rate of Gain}$) _____ lbs. per day

2. PROJECT EXPENSE

- A. Value of animal at start of project (purchase price) \$____.____
- B. Total of feed cost (per animal) \$____.____
- C. Total other expenses (bedding, vet, supplies, misc.) \$____.____
- D. Total Expenses ($A + B + C = \text{Total Expenses}$) \$____.____

3. PROJECT INCOME

- A. Official Weight of project for Livestock Sale _____ lbs.
- B. Break-Even price (Total Expenses = Break-Even Price) \$____.____

My 4-H Goat Project Record Book Score Sheet

4-H Member: _____

4-H Club: _____

Pages		Possible Points	Your Points
1	COVER SHEET All information is neat and complete	5	
2	WHY KEEP RECORDS Leader signed book.	5	
3	GOAT PROJECT SUMMARY All information is neat and complete. All questions are answered.	10	
4	GOAT PROJECT PHOTOS Included photographs of project animal(s). Captions included with pictures.	10	
5	FEEDING AND HEALTH Information is neat and complete.	10	
6	AWARDS AND QUESTIONS Complete and questions answered	10	
7	PROJECT SURVEY AND DIARY Information is neat and complete	10	
8 -9	INDIVIDUAL RECORDS Information neat and complete	15	
10-11	PARTS OF THE GOAT Complete for and neat for your age group	15	
12	MARKET RECORDS Information neat and complete.	10	
	TOTAL POINTS A: 100 – 70 B: 69 – 60 C: 59 - 10		