

Muskegon County Fairgrounds

Cloverbud Poultry Project Book

Youth Participants ~ Ages 5-8 Years



Name: _____

Address: _____

City/State/Zip: _____

Age: (as of Jan. 1st) _____ # of years in the Poultry Project: _____

Club: _____

Leader: _____

Objectives of the 4-H Cloverbud Poultry Project

1. Gain experience caring for poultry.
2. Explore poultry types and breeds.
3. Participate in group activities within you 4-H club.



Note:

- Cloverbud projects are for the child to explore and discover project areas.
- Cloverbud projects are not to be judged or placed in any 4-H activity.
- Cloverbuds will participate in poultry showmanship in the cloverbud class only.
- The responsibility of animal ownership should not lie solely with the child, but with parents also.
- Safety and bio-security of the child should be the primary concern of the cloverbud project.



A. Your poultry project is a: (mark appropriate stock)

- a. _____ Chicken
i. _____ Hen
ii. _____ Pullet
iii. _____ Cock
iv. _____ Cockerel

- b. _____ Goose
i. _____ Old Hen
ii. _____ Young Hen
iii. _____ Old Male
iv. _____ Young Male


- c. _____ Duck
i. _____ Old Hen
ii. _____ Young Hen
iii. _____ Old Male
iv. _____ Young Male

B. What breed and variety is your poultry?

Breed: _____

Variety: _____

C. Create a picture of your poultry project. (be creative)



Poultry Project Story

With the help of your leader, teen mentor, parent or adult helper, answer the following questions about your project.




1. What is the most important thing(s) you learned about?

2. How is your project different from other poultry?

3. What do you enjoy the most about your poultry project?


4. What was your biggest challenge during the year with preparing your poultry project for the fair?

5. What do you enjoy the most about your poultry project?



Parts of a Chicken

Label as many parts of the chicken as you can. You can use the word bank below if you need help. 😊



Use each word only once:

Beak

Eye

Toes

Breast

Hock

Vent

Comb

Shanks

Wattle

Ear lobe

Shoulder

Back

Tail

Wing

Toe Nails

Photos of your Poultry Project

Please attach photos of your poultry project and/or you on this page. 😊